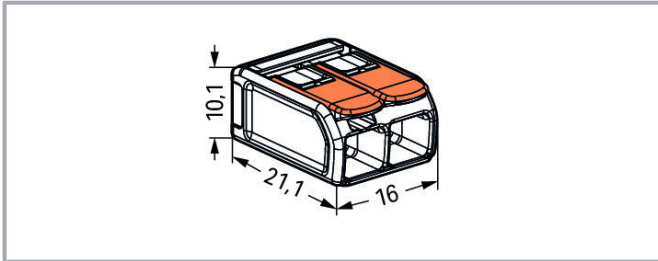


## Data sheet | Item number: 221-612

COMPACT Splicing Connector; for all conductor types; max. 6 mm<sup>2</sup>; 2-conductor; with levers; transparent housing; Surrounding air temperature: max 85°C (T85); 6,00 mm<sup>2</sup>; transparent

[www.wago.com/221-612](http://www.wago.com/221-612)



### Item description

Your benefits:

- Ease of use – pull the lever up, insert a conductor and push the lever back down
- Available as 2-, 3- and 5-wire connectors
- Easily terminate conductors from 0.5 to 6 mm<sup>2</sup>
- Connection of all conductor types
- Time savings for installers and device manufacturers
- Quickly install devices with higher power consumption
- Safely install long cable runs with larger conductor cross sections
- Mounting carrier for installation conforms to standards
- Custom carriers are possible

### Data

#### Notes

Safety information 1

in grounded power lines

### Electrical data

#### Ratings per IEC/EN

Ratings per	EN 60664
Nominal voltage (II/2)	450 V
Rated surge voltage (II/2)	4 kV
Rated current	41 A
Legend (ratings)	(II / 2) △ Overvoltage category II / Pollution degree 2

Subject to changes. Please also observe the further product documentation!

WAGO Pty. Ltd.  
2-4 Overseas Drive  
Noble Park Victoria 3174  
Tel.: +61 (0)3 8791 6300 | Fax: +61 (0)3 9701 0177  
Email: [sales.anz@wago.com](mailto:sales.anz@wago.com)

Do you have any questions about our products?  
We are always happy to take your call at +61 (0)3 8791 6300.



## Ratings per UL

Approvals per	UL 486C
Rated voltage UL (Use Group C)	600 V
Rated current UL (Use Group C)	30 A

## Connection data

Total number of connection points	2
Total number of potentials	1

## Connection 1

Connection technology	CAGE CLAMP®
Actuation type	Lever
Connectable conductor materials	Copper
Nominal cross-section	6 mm²
Solid conductor	0.5 ... 6 mm² / 20 ... 10 AWG
Stranded conductor	0.5 ... 6 mm² / 20 ... 10 AWG
Fine-stranded conductor	0.5 ... 6 mm² / 20 ... 10 AWG
Strip length	12 ... 14 mm / 0.47 ... 0.55 inch
Wiring direction	Side-entry wiring

## Physical data

Width	16 mm / 0.63 inch
Height	10.1 mm / 0.398 inch
Depth	21.1 mm / 0.831 inch

## Material data

Note (material data)	Information on material data can be found here
Color	transparent
Cover color	transparent
Flammability class per UL94	V2
Fire load	0.05 MJ
Actuator color	orange
Weight	3 g

Subject to changes. Please also observe the further product documentation!

WAGO Pty. Ltd.  
2-4 Overseas Drive  
Noble Park Victoria 3174  
Tel.: +61 (0)3 8791 6300 | Fax: +61 (0)3 9701 0177  
Email: [sales.anz@wago.com](mailto:sales.anz@wago.com)

Do you have any questions about our products?  
We are always happy to take your call at +61 (0)3 8791 6300.

## Environmental requirements


Ambient temperature (operation)	+85 °C
Continuous operating temperature	105 °C
Temperature marking per EN 60998	T85

## Commercial data

PU (SPU)	500 (50) Stück
Packaging type	box
Country of origin VKOrg Germany	CH
GTIN	4055143704168
Customs tariff number VKOrg Germany	85369010000

## Approvals / Certificates

### Country specific Approvals

Logo	Approval	Additional Approval Text	Certificate name
	<b>KEMA/KEUR</b> DEKRA Certification B.V.	EN 60998	71- 105677

### Ship Approvals

Logo	Approval	Additional Approval Text	Certificate name
	<b>ABS</b> American Bureau of Shipping	EN 60998	18- HG1755093- PDA
	<b>DNV GL</b> Det Norske Veritas, Germanischer Lloyd	EN 60998	TAE000015T
	<b>LR</b> Lloyds Register	EN 60998	04/20013 (E8)

### UL-Approvals

Logo	Approval	Additional Approval Text	Certificate name
	<b>UL</b>	UL 486C	E69654

Subject to changes. Please also observe the further product documentation!

WAGO Pty. Ltd.  
2-4 Overseas Drive  
Noble Park Victoria 3174  
Tel.: +61 (0)3 8791 6300 | Fax: +61 (0)3 9701 0177  
Email: [sales.anz@wago.com](mailto:sales.anz@wago.com)

Do you have any questions about our products?  
We are always happy to take your call at +61 (0)3 8791 6300.



UL International Germany GmbH

## Optional accessories

### Mounting adapter

#### Mounting accessories



Item no.: 221-510

Mounting carrier; 221 Series - 6 mm<sup>2</sup>; for DIN-35 rail mounting/screw mounting; orange[www.wago.com/221-510](http://www.wago.com/221-510)

Item no.: 221-510/000-006

Mounting carrier; 221 Series - 6 mm<sup>2</sup>; for DIN-35 rail mounting/screw mounting; blue[www.wago.com/221-510/000-006](http://www.wago.com/221-510/000-006)

Item no.: 221-510/000-053

Mounting carrier; 221 Series - 6 mm<sup>2</sup>; for DIN-35 rail mounting/screw mounting; dark gray-yellow[www.wago.com/221-510/000-053](http://www.wago.com/221-510/000-053)

### Jumpers

#### Jumper



Item no.: 221-941

Jumper; for conductor entry; 2-way; insulated; dark gray

[www.wago.com/221-941](http://www.wago.com/221-941)

Item no.: 221-941/000-006

Jumper; for conductor entry; 2-way; insulated; blue

[www.wago.com/221-941/000-006](http://www.wago.com/221-941/000-006)

Item no.: 221-942

Jumper; for conductor entry; 2-way; insulated; dark gray

[www.wago.com/221-942](http://www.wago.com/221-942)

Item no.: 221-942/000-006

Jumper; for conductor entry; 2-way; insulated; blue

[www.wago.com/221-942/000-006](http://www.wago.com/221-942/000-006)

## Downloads

### Documentation

#### Bid Text

221-612	19 Feb 2019	xml	Download
X81 - Datei		3.6 kB	
221-612	23 Jan 2019	docx	Download

Subject to changes. Please also observe the further product documentation!

WAGO Pty. Ltd.  
 2-4 Overseas Drive  
 Noble Park Victoria 3174  
 Tel.: +61 (0)3 8791 6300 | Fax: +61 (0)3 9701 0177  
 Email: [sales.anz@wago.com](mailto:sales.anz@wago.com)

Do you have any questions about our products?  
 We are always happy to take your call at +61 (0)3 8791 6300.



docx - Datei	16.0 kB	
ausschreiben.de 221-612	URL	Download

#### Additional Information

Technical Section	pdf	Download
Technical explanations	2.2 MB	

#### CAD/CAE-Data

##### CAD data

2D/3D Models 221-612	URL	Download
----------------------	-----	----------

##### CAE data

ZUKEN Portal 221-612	URL	Download
----------------------	-----	----------


#### Environmental Product Compliance

##### Compliance Search

Environmental Product Compliance 221-612	URL	Download
COMPACT Splicing Connector; for all conductor types; max. 6 mm <sup>2</sup> ; 2-conductor; with levers; transparent housing; Surrounding air temperature: max 85°C (T85); 6,00 mm <sup>2</sup> ; transparent		

#### Installation Notes


##### Conductor termination




Subject to changes. Please also observe the further product documentation!

WAGO Pty. Ltd.  
2-4 Overseas Drive  
Noble Park Victoria 3174  
Tel.: +61 (0)3 8791 6300 | Fax: +61 (0)3 9701 0177  
Email: [sales.anz@wago.com](mailto:sales.anz@wago.com)

Do you have any questions about our products?  
We are always happy to take your call at +61 (0)3 8791 6300.




Termination: Lift the lever to open the clamping unit and insert a stripped conductor.




Then, lower the lever to close the clamp.

### Application



Wiring fine-stranded conductors in junction boxes.



Custom low-voltage lighting system



Lighting distribution in a ceiling canopy



Pendant light connection in a suspended ceiling

Subject to changes. Please also observe the further product documentation!

WAGO Pty. Ltd.  
2-4 Overseas Drive  
Noble Park Victoria 3174  
Tel.: +61 (0)3 8791 6300 | Fax: +61 (0)3 9701 0177  
Email: [sales.anz@wago.com](mailto:sales.anz@wago.com)

Do you have any questions about our products?  
We are always happy to take your call at +61 (0)3 8791 6300.



COMPACT Splicing Connectors for All  
Conductor Types (6 mm<sup>2</sup>), 221 Series

Subject to changes. Please also observe the further product documentation!

WAGO Pty. Ltd.  
2-4 Overseas Drive  
Noble Park Victoria 3174  
Tel.: +61 (0)3 8791 6300 | Fax: +61 (0)3 9701 0177  
Email: [sales.anz@wago.com](mailto:sales.anz@wago.com)

Do you have any questions about our products?  
We are always happy to take your call at +61 (0)3 8791 6300.