

# Data Sheet

## MES | MEW | MES-A | MES-G

### Open vented tapware to suit the SNU Water Heater

SNU open vented water heater must be installed with Stiebel Eltron open vented tapware

**STIEBEL ELTRON**

Technik zum Wohlfühlen



MES



MEW



MES-A



MES-G

#### The advantages

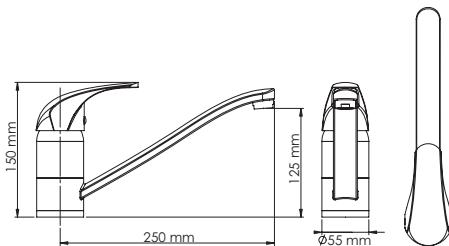
- › Suitable for use with the Stiebel Eltron SNU under sink compact storage point of use water heater
- › PLEASE NOTE: The SNU under sink point of use water heater is open vented and must be installed with a Stiebel Eltron open vented tap
- › All tapware is fitted with a flow straightener. Please note mesh type aerators are not to be fitted to the outlet of the tap



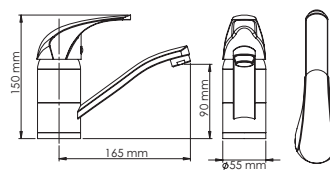
#### OPEN VENTED SINK MIXERS TO USE WITH SNU

Model number	MES	MEW	MES-A	MES-G
WELS rating	4 star	4 star	4 star	4 star
Maximum flow rate	7 L/min	7 L/min	7 L/min	7 L/min

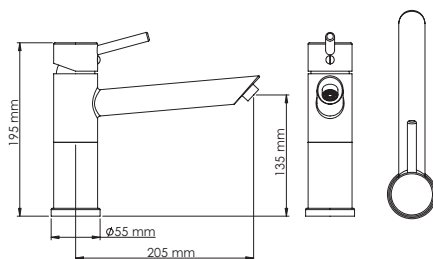
MES single lever standard spout sink mixer



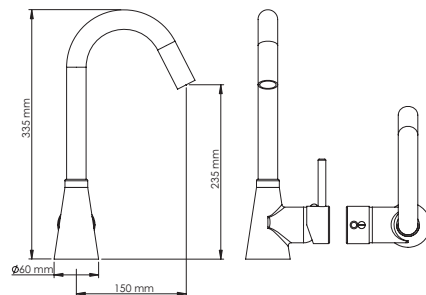
MEW single lever short spout sink mixer



MES-A single lever straight spout sink mixer



MES-G single lever gooseneck sink mixer



STIEBEL ELTRON is committed to our policy of continual improvement, some features may have subsequently been changed or even removed. Our advisors will be happy to consult with you regarding the currently applicable equipment features. The images used in this brochure are for reference only.