



EMERGENCY STOP mushroom pushbutton, 22 mm, round, plastic, red, 40 mm, positive latching, acc. to EN ISO 13850, rotate-to-unlatch, with yellow backing plate, inscription: EMERGENCY STOP, with holder, 1 NC, screw terminal

| | |
|---|--|
| product brand name | SIRIUS ACT |
| product designation | EMERGENCY STOP mushroom pushbuttons |
| design of the product | Complete unit |
| product type designation | 3SU1 |
| product line | Plastic, black, 22 mm |
| manufacturer's article number | |
| <ul style="list-style-type: none"> • of supplied contact module at position 1 • of the supplied holder • of the supplied actuator • of supplied accessory | 3SU1400-1AA10-1CA0 3SU1500-0AA10-0AA0 3SU1000-1HB20-0AA0 3SU1900-0BC31-0DA0 |
| Enclosure | |
| number of command points | 1 |
| Actuator | |
| design of the actuating element | positive latching |
| principle of operation of the actuating element | latching |
| product extension optional light source | No |
| color of the actuating element | red |
| material of the actuating element | plastic |
| shape of the actuating element | round |
| outer diameter of the actuating element | 40 mm |
| number of contact modules | 1 |
| type of unlocking device | rotate-to-unlatch mechanism |
| Front ring | |
| product component front ring | No |
| Holder | |
| material of the holder | Plastic |
| Display | |
| number of LED modules | 0 |
| General technical data | |
| product function | |
| <ul style="list-style-type: none"> • positive opening • EMERGENCY OFF function • EMERGENCY STOP function | Yes Yes Yes |
| product component light source | No |
| insulation voltage rated value | 500 V |
| degree of pollution | 3 |
| type of voltage of the operating voltage | AC/DC |

| | |
|--|---|
| surge voltage resistance rated value | 6 kV |
| protection class IP • of the terminal | IP66, IP67, IP69(IP69K) IP20 |
| degree of protection NEMA rating | 1, 2, 3, 3R, 4, 4X, 12, 13 |
| shock resistance • acc. to IEC 60068-2-27 • for railway applications acc. to DIN EN 61373 | sinusoidal half-wave 50g / 11 ms Category 1, Class B |
| vibration resistance • acc. to IEC 60068-2-6 • for railway applications acc. to DIN EN 61373 | 10 ... 500 Hz: 5g Category 1, Class B |
| operating frequency maximum | 600 1/h |
| mechanical service life (switching cycles) typical | 300 000 |
| electrical endurance (switching cycles) typical | 300 000 |
| thermal current | 10 A |
| reference code acc. to IEC 81346-2 | S |
| continuous current of the C characteristic MCB | 10 A; for a short-circuit current smaller than 400 A |
| continuous current of the quick DIAZED fuse link | 10 A |
| continuous current of the DIAZED fuse link gG | 10 A |
| Substance Prohibitance (Date) | 01.10.2014 00:00:00 |
| operating voltage • at AC — at 50 Hz rated value — at 60 Hz rated value • at DC rated value | 5 ... 500 V 5 ... 500 V 5 ... 500 V |
| Power Electronics | |
| contact reliability | One maloperation per 100 million (17 V, 5 mA), one maloperation per 10 million (5 V, 1 mA) |
| Auxiliary circuit | |
| design of the contact of auxiliary contacts | Silver alloy |
| number of NC contacts for auxiliary contacts | 1 |
| number of NO contacts for auxiliary contacts | 0 |
| Connections/ Terminals | |
| type of electrical connection • of modules and accessories | Screw-type terminal |
| type of connectable conductor cross-sections • solid with core end processing • solid without core end processing • finely stranded with core end processing • finely stranded without core end processing • at AWG cables | 2x (0.5 ... 0.75 mm ²) 2x (1.0 ... 1.5 mm ²) 2x (0.5 ... 1.5 mm ²) 2x (1.0 ... 1.5 mm ²) 2x (18 ... 14) |
| tightening torque of the screws in the bracket | 1 ... 1.2 N·m |
| tightening torque for auxiliary contacts with screw-type terminals | 0.8 ... 0.9 N·m |
| Safety related data | |
| B10 value with high demand rate acc. to SN 31920 | 100 000 |
| proportion of dangerous failures • with low demand rate acc. to SN 31920 • with high demand rate acc. to SN 31920 | 20 % 20 % |
| failure rate [FIT] with low demand rate acc. to SN 31920 | 100 FIT |
| T1 value for proof test interval or service life acc. to IEC 61508 | 20 y |
| Ambient conditions | |
| ambient temperature • during operation • during storage | -25 ... +70 °C -40 ... +80 °C |
| environmental category during operation acc. to IEC 60721 | 3M6, 3S2, 3B2, 3C3, 3K6 (with relative air humidity of 10 ... 95 %, no condensation in operation permitted for all devices behind front panel) |
| Installation/ mounting/ dimensions | |

| | |
|--|--|
| fastening method | front panel mounting Front plate mounting |
| • of modules and accessories | |
| height | 40 mm |
| width | 30 mm |
| shape of the installation opening | round |
| mounting diameter | 22.3 mm |
| positive tolerance of installation diameter | 0.4 mm |
| mounting height | 46.4 mm |
| installation width | 75 mm |
| installation depth | 48.6 mm |

Accessories

| | |
|---------------------------------|----------------|
| number of backing plates | 1 |
| marking of backing plate | EMERGENCY STOP |
| color of backing plate | Yellow |

Certificates/ approvals

| | |
|---------------------------------|----------------------------------|
| General Product Approval | Declaration of Conformity |
|---------------------------------|----------------------------------|



[Miscellaneous](#)

| | |
|--------------------------|--------------------------|
| Test Certificates | Marine / Shipping |
|--------------------------|--------------------------|

[Type Test Certificates/Test Report](#)

[Special Test Certificate](#)



| | |
|--------------------------|--------------|
| Marine / Shipping | other |
|--------------------------|--------------|



[Confirmation](#)

Further information

Information- and Downloadcenter (Catalogs, Brochures,...)

<https://www.siemens.com/ic10>

Industry Mall (Online ordering system)

<https://mall.industry.siemens.com/mall/en/en/Catalog/product?mlfb=3SU1100-1HB20-1CG0>

Cax online generator

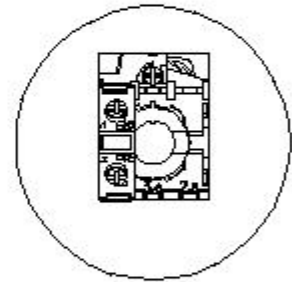
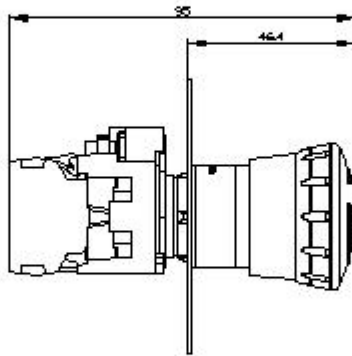
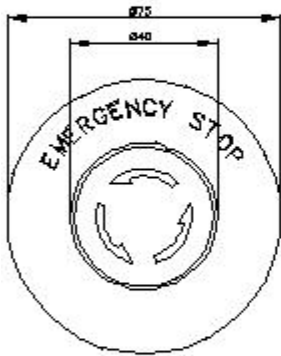
<http://support.automation.siemens.com/WW/CAXorder/default.aspx?lang=en&mlfb=3SU1100-1HB20-1CG0>

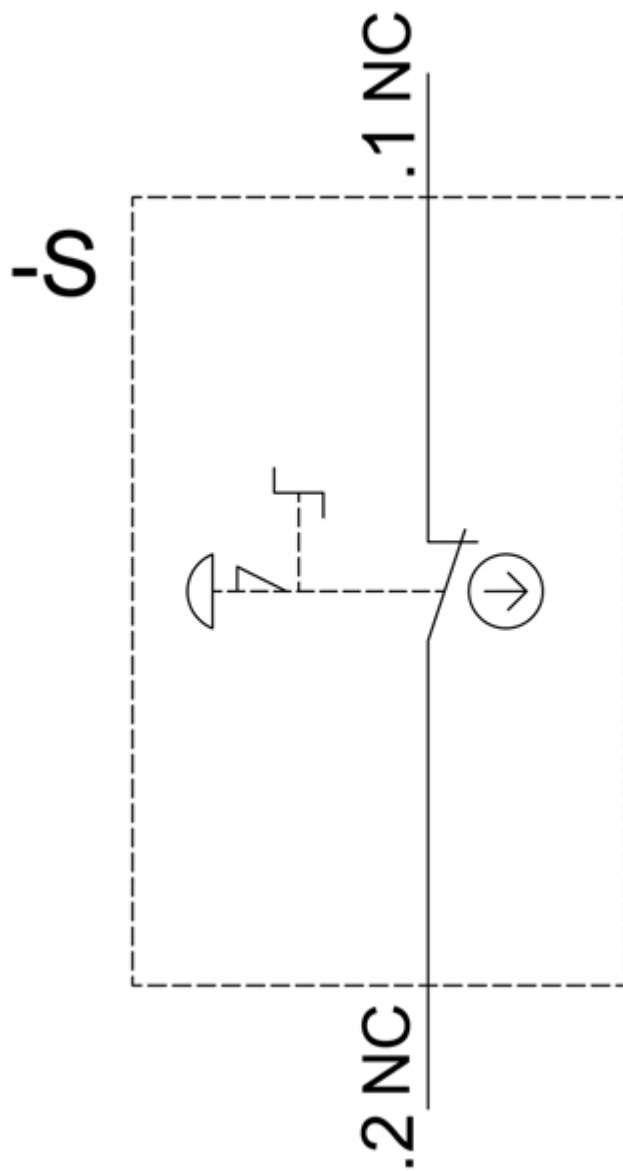
Service&Support (Manuals, Certificates, Characteristics, FAQs,...)

<https://support.industry.siemens.com/cs/ww/en/ps/3SU1100-1HB20-1CG0>

Image database (product images, 2D dimension drawings, 3D models, device circuit diagrams, EPLAN macros, ...)

http://www.automation.siemens.com/bilddb/cax_de.aspx?mlfb=3SU1100-1HB20-1CG0&lang=en





last modified:

7/14/2021 