



ECOLINE MKII SL9732 - 12/50W

LED narrow diffused batten with selectable colour temperature, dual power and sensor options

Application

Conventional linear LED batten products for commercial service spaces

Design Specifications

- 65 mm narrow steel body
 - Quality white powder coat finish with robust polycarbonate diffuser
 - Large terminal block, easy installation
 - Easy selectable colour temperature with an inbuilt DIP switch 3000K/4000K/5700K (SL9732/TC/DP)
 - High efficiency (>125lm/W) SMD LED, CRI >80, 120° beam distribution
 - Integral constant current non-dimmable LED driver with selectable power, Emergency options available compliant to AS/NZS2293, corridorSTANDBY options available
- DP2 models only** : FlickerCONTROLLED LED driver included.



Performance

Dimmable - **OPTIONAL**

Dimmer Type - **Trailing edge, 1-10V, DALI/DSI**

Technical Specification

Model No.	Input Voltage (V/AC)	Power (W)	Multiple Wattage	Lumens (lm)	CCT (K)	CRI
SL9732/20TC/C	240	20		2465/2650/2670	3000/4000/5700	80
SL9732/20TC/DP2	240		12/20	2465/2650/2670	3000/4000/5700	80
SL9732/40CW2	240	40		5000	4000	80
SL9732/40DL2	240	40		5000	5700	80
SL9732/40TC/C	240	40		4800/5180/5230	3000/4000/5700	80
SL9732/40TC/DP2	240		24/40	4800/5180/5230	3000/4000/5700	80
SL9732/40TC/S	240		24/40	4800/5180/5230	3000/4000/5700	80
SL9732/50TC/DP2	240		30/50	5910/6270/6330	3000/4000/5700	80

Model No.	Beam Angle (°)	Dimmable	Dim (mm)	Body Colour	IPART	VEET
SL9732/20TC/C	120	NO	600(L) x 65(W) x 65(H)	WHITE		
SL9732/20TC/DP2	120	OPTIONAL	600(L) x 65(W) x 65(H)	WHITE	YES	
SL9732/40CW2	120	OPTIONAL	1135(L) x 65(W) x 65(H)	WHITE		
SL9732/40DL2	120	OPTIONAL	1135(L) x 65(W) x 65(H)	WHITE		
SL9732/40TC/C	120	NO	1135(L) x 65(W) x 65(H)	WHITE		
SL9732/40TC/DP2	120	NO	1135(L) x 65(W) x 65(H)	WHITE	YES	YES
SL9732/40TC/S	120	NO	1135(L) x 65(W) x 65(H)	WHITE		
SL9732/50TC/DP2	120	NO	1500(L) x 65(W) x 65(H)	WHITE		

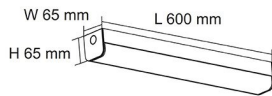
NOTE: 50 watt model available for NZ only

NOTE: lumens (lm) shown are at FULL power setting

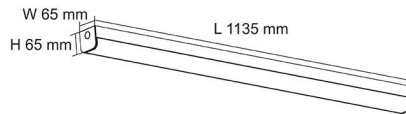
Due to continued product and technology enhancements, data sourced from sal.net.au shall not form part of any contract and or technical performance guarantee unless expressly confirmed in writing by SAL at the time of order. Products are sold in accordance with [SAL Terms and Conditions of sale](#) and all images shown are for illustration purposes only and may vary from the actual colour or finish. Unless specifically stated, all IP ratings nominated for Interior products are from "below the ceiling".

Dimensions

SL9732 20



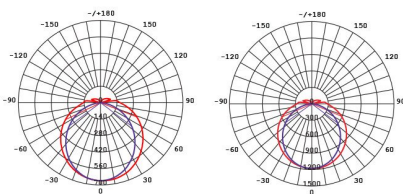
SL9732 40



Photometric Data

Unit: cd C0/C180 — C90/C270

SL9732/20TC/DP2 at 4000K SL9732/40TC/DP2 at 4000K



THE NEW ESS106 IS SMALL IN SIZE BUT BIG ON FEATURES.



For more
information
please
scan me

