


## Fuse modular terminal block - UK 10-DREHSI (6,3X32) - 3005507

Please be informed that the data shown in this PDF Document is generated from our Online Catalog. Please find the complete data in the user's documentation. Our General Terms of Use for Downloads are valid (<http://phoenixcontact.com/download>)



Fuse modular terminal block, Connection method: Screw connection, Cross section: 0.5 mm<sup>2</sup>- 16 mm<sup>2</sup>, AWG: 20 - 6, Nominal current: 10 A, Nominal voltage: 400 V, Width: 12 mm, Fuse type: G / 6,3 x 32, Fuse type: Glass, Mounting type: NS 35/7,5, NS 35/15, NS 32, Color: black


The illustration shows version UK 10-DREHSI (5x20)

### Why buy this product

- Can be bridged with FBI ... fixed bridge



### Key commercial data

Packing unit	50 pc
GTIN	 4 017918 091170
Weight per Piece (excluding packing)	34.57 g
Custom tariff number	85369085
Country of origin	Poland

### Technical data

#### General

Number of levels	1
Number of connections	2
Color	black
Insulating material	PA
Inflammability class according to UL 94	V2
Fuse	G / 6,3 x 32
Fuse type	Glass
Rated surge voltage	4 kV
Pollution degree	3
Surge voltage category	III
Insulating material group	I
Connection in acc. with standard	IEC 60947-7-3
Maximum load current (lower level)	10 A

## Fuse modular terminal block - UK 10-DREHSI (6,3X32) - 3005507

### Technical data

#### General

Nominal current $I_N$ (lower level)	10 A
Nominal voltage $U_N$	400 V
	800 V (As a disconnect terminal block)
Open side panel	nein

#### Dimensions

Width	12 mm
Length	62 mm
Height NS 35/7,5	57.2 mm
Height NS 35/15	64.7 mm
Height NS 32	62.2 mm

#### Connection data

Conductor cross section solid min.	0.5 mm <sup>2</sup>
Conductor cross section solid max.	16 mm <sup>2</sup>
Conductor cross section stranded min.	0.5 mm <sup>2</sup>
Conductor cross section stranded max.	16 mm <sup>2</sup>
Conductor cross section AWG/kcmil min.	20
Conductor cross section AWG/kcmil max	6
Conductor cross section stranded, with ferrule without plastic sleeve min.	0.5 mm <sup>2</sup>
Conductor cross section stranded, with ferrule without plastic sleeve max.	10 mm <sup>2</sup>
Conductor cross section stranded, with ferrule with plastic sleeve min.	0.5 mm <sup>2</sup>
Conductor cross section stranded, with ferrule with plastic sleeve max.	10 mm <sup>2</sup>
Cross section with insertion bridge, solid max.	10 mm <sup>2</sup>
Cross section with insertion bridge, stranded max.	10 mm <sup>2</sup>
2 conductors with same cross section, solid min.	0.5 mm <sup>2</sup>
2 conductors with same cross section, solid max.	4 mm <sup>2</sup>
2 conductors with same cross section, stranded min.	0.5 mm <sup>2</sup>
2 conductors with same cross section, stranded max.	4 mm <sup>2</sup>
2 conductors with same cross section, stranded, ferrules without plastic sleeve, min.	0.5 mm <sup>2</sup>
2 conductors with same cross section, stranded, ferrules without plastic sleeve, max.	4 mm <sup>2</sup>
2 conductors with same cross section, stranded, TWIN ferrules with plastic sleeve, min.	0.5 mm <sup>2</sup>
2 conductors with same cross section, stranded, TWIN ferrules with plastic sleeve, max.	10 mm <sup>2</sup>
Cross section with insertion bridge, solid max.	10 mm <sup>2</sup>
Cross section with insertion bridge, stranded max.	10 mm <sup>2</sup>
Connection method	Screw connection
Stripping length	11 mm
Internal cylindrical gage	B 6

# Fuse modular terminal block - UK 10-DREHSI (6,3X32) - 3005507

## Technical data

### Connection data

Screw thread	M4
Tightening torque, min	1.5 Nm
Tightening torque max	1.8 Nm

## Classifications

### eCl@ss

eCl@ss 4.0	27141116
eCl@ss 4.1	27141116
eCl@ss 5.0	27141116
eCl@ss 5.1	27141116
eCl@ss 6.0	27141116
eCl@ss 7.0	27141116
eCl@ss 8.0	27141116

### ETIM

ETIM 2.0	EC000899
ETIM 3.0	EC000899
ETIM 4.0	EC000899
ETIM 5.0	EC000899

### UNSPSC

UNSPSC 6.01	30211812
UNSPSC 7.0901	39121411
UNSPSC 11	39121411
UNSPSC 12.01	39121411
UNSPSC 13.2	39121411

## Approvals

### Approvals

---

#### Approvals

CSA / UL Recognized / KEMA-KEUR / GOST / LR / GL / BV / PRS / CCA / IECCEB Scheme / GOST

---

#### Ex Approvals

---

#### Approvals submitted

BV

---

# Fuse modular terminal block - UK 10-DREHSI (6,3X32) - 3005507

## Approvals

### Approval details

CSA	
mm <sup>2</sup> /AWG/kcmil	22-6
Nominal current I <sub>N</sub>	20 A
Nominal voltage U <sub>N</sub>	300 V

UL Recognized		
	B	C
mm <sup>2</sup> /AWG/kcmil	24-6	24-6
Nominal current I <sub>N</sub>	20 A	20 A
Nominal voltage U <sub>N</sub>	300 V	300 V

KEMA-KEUR	
mm <sup>2</sup> /AWG/kcmil	0.5-16
Nominal current I <sub>N</sub>	10 A
Nominal voltage U <sub>N</sub>	800 V

GOST
------

LR
----

GL
----


BV
----


PRS
-----

CCA
-----

## Fuse modular terminal block - UK 10-DREHSI (6,3X32) - 3005507

### Approvals

IECEE CB Scheme 	
mm <sup>2</sup> /AWG/kcmil	0.5-16
Nominal current I <sub>N</sub>	10 A
Nominal voltage U <sub>N</sub>	800 V

GOST 
--

### Drawings

Circuit diagram

