

Fuse modular terminal block - UK 5-HESI - 3004100

Please be informed that the data shown in this PDF Document is generated from our Online Catalog. Please find the complete data in the user's documentation. Our General Terms of Use for Downloads are valid (<http://phoenixcontact.com/download>)




Fuse terminal block for cartridge fuse insert, cross section: 0.2 - 4 mm², AWG: 26 - 10, width: 8.2 mm, color: black

Why buy this product

- ✓ Versions with LED
- ✓ Large-surface labeling
- ✓ Safety lever locked in end position



Key commercial data

Packing unit	50 pc
GTIN	 4 017918 090623
Weight per Piece (excluding packing)	16.96 g
Custom tariff number	85369085
Country of origin	Turkey

Technical data

General

Number of levels	1
Number of connections	2
Color	black
Insulating material	PA
Inflammability class according to UL 94	V0
Fuse	G / 5 x 20 / 5 x 25 / 5 x 30
Fuse type	Glass
Rated surge voltage	6 kV
Pollution degree	3
Surge voltage category	III
Insulating material group	I
Connection in acc. with standard	IEC 60947-7-3

Fuse modular terminal block - UK 5-HESI - 3004100

Technical data

General

Maximum load current (lower level)	6.3 A
Additional text	the current is determined by the fuse used
Nominal current I_N (lower level)	6.3 A
Nominal voltage U_N	500 V (As a fuse terminal block)
Open side panel	nein
Number of positions	1

Dimensions

Width	8.2 mm
Length	72.5 mm
Height NS 35/7,5	56.5 mm
Height NS 35/15	64 mm
Height NS 32	61.5 mm

Connection data

Conductor cross section solid min.	0.2 mm ²
Conductor cross section solid max.	4 mm ²
Conductor cross section stranded min.	0.2 mm ²
Conductor cross section stranded max.	4 mm ²
Conductor cross section AWG/kcmil min.	24
Conductor cross section AWG/kcmil max	12
Conductor cross section stranded, with ferrule without plastic sleeve min.	0.25 mm ²
Conductor cross section stranded, with ferrule without plastic sleeve max.	4 mm ²
Conductor cross section stranded, with ferrule with plastic sleeve min.	0.25 mm ²
Conductor cross section stranded, with ferrule with plastic sleeve max.	4 mm ²
Cross section with insertion bridge, solid max.	4 mm ²
Cross section with insertion bridge, stranded max.	4 mm ²
2 conductors with same cross section, solid min.	0.2 mm ²
2 conductors with same cross section, solid max.	1.5 mm ²
2 conductors with same cross section, stranded min.	0.2 mm ²
2 conductors with same cross section, stranded max.	1.5 mm ²
2 conductors with same cross section, stranded, ferrules without plastic sleeve, min.	0.25 mm ²
2 conductors with same cross section, stranded, ferrules without plastic sleeve, max.	1.5 mm ²
2 conductors with same cross section, stranded, TWIN ferrules with plastic sleeve, min.	0.5 mm ²
2 conductors with same cross section, stranded, TWIN ferrules with plastic sleeve, max.	1.5 mm ²
Cross section with insertion bridge, solid max.	4 mm ²
Cross section with insertion bridge, stranded max.	4 mm ²
Connection method	Screw connection

Fuse modular terminal block - UK 5-HESI - 3004100

Technical data

Connection data

Stripping length	8 mm
Internal cylindrical gage	A4
Screw thread	M3
Tightening torque, min	0.5 Nm
Tightening torque max	0.8 Nm

Classifications

eCl@ss

eCl@ss 4.0	27141116
eCl@ss 4.1	27141116
eCl@ss 5.0	27141116
eCl@ss 5.1	27141116
eCl@ss 6.0	27141116
eCl@ss 7.0	27141116
eCl@ss 8.0	27141116

ETIM

ETIM 2.0	EC000897
ETIM 3.0	EC000899
ETIM 4.0	EC000899
ETIM 5.0	EC000899

UNSPSC

UNSPSC 6.01	30211811
UNSPSC 7.0901	39121410
UNSPSC 11	39121410
UNSPSC 12.01	39121410
UNSPSC 13.2	39121410

Approvals

Approvals

Approvals

CSA / UL Recognized / GOST / LR / GL / BV / RS / ABS / PRS / cUL Recognized / GOST / cULus Recognized

Ex Approvals


Fuse modular terminal block - UK 5-HESI - 3004100


Approvals

Approvals submitted

BV

Approval details

CSA 			
		B	C
mm²/AWG/kcmil	28-1	28-10	28-10
Nominal current I _N	6.3 A	6.3 A	6.3 A
Nominal voltage U _N	600 V	600 V	600 V

UL Recognized 	
	C
mm²/AWG/kcmil	26-10
Nominal current I _N	12 A
Nominal voltage U _N	600 V

GOST 
--

LR

GL

BV


RS

ABS	
mm²/AWG/kcmil	26-10
Nominal current I _N	12 A
Nominal voltage U _N	600 V

PRS

Fuse modular terminal block - UK 5-HESI - 3004100

Approvals

cUL Recognized 	
	C
mm²/AWG/kcmil	26-10
Nominal current I _N	12 A
Nominal voltage U _N	600 V

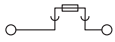
GOST 
--

cULus Recognized  US

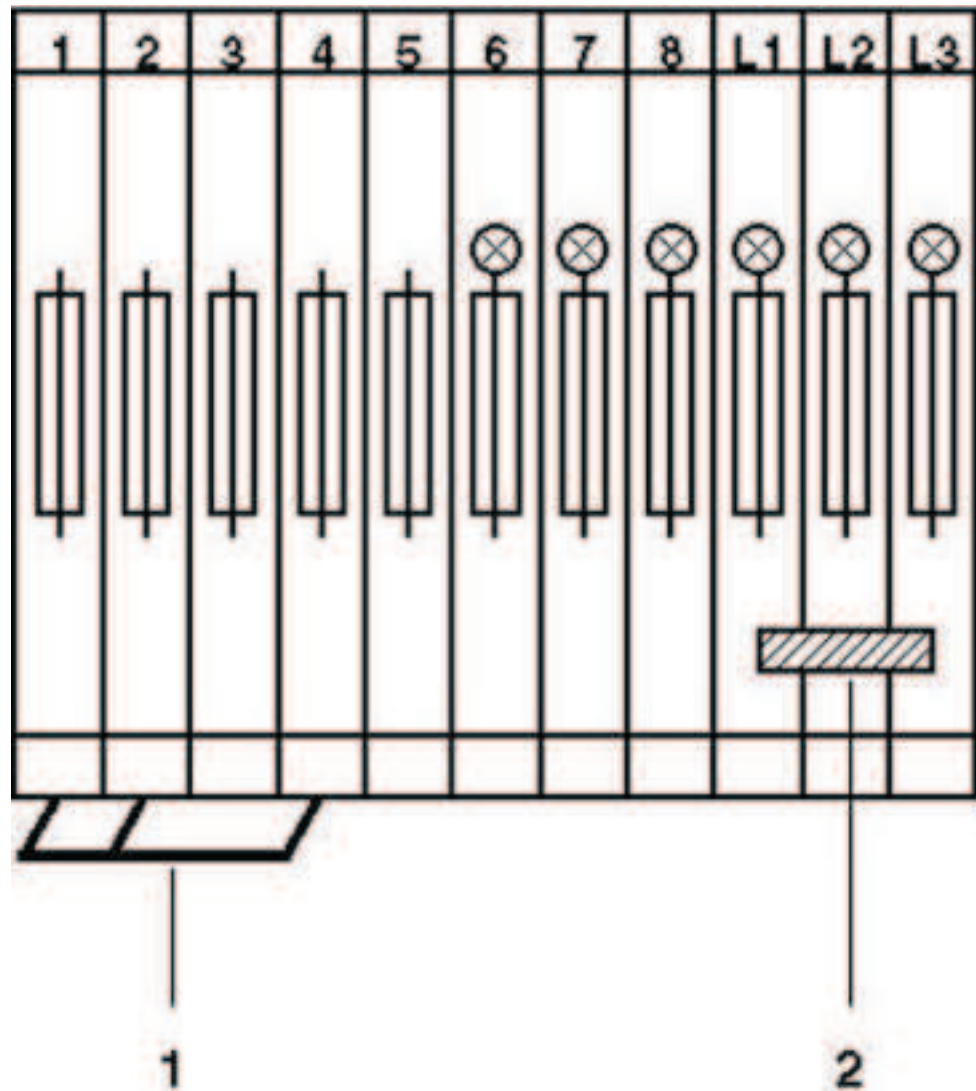
Drawings

Fuse modular terminal block - UK 5-HESI - 3004100

Circuit
diagram



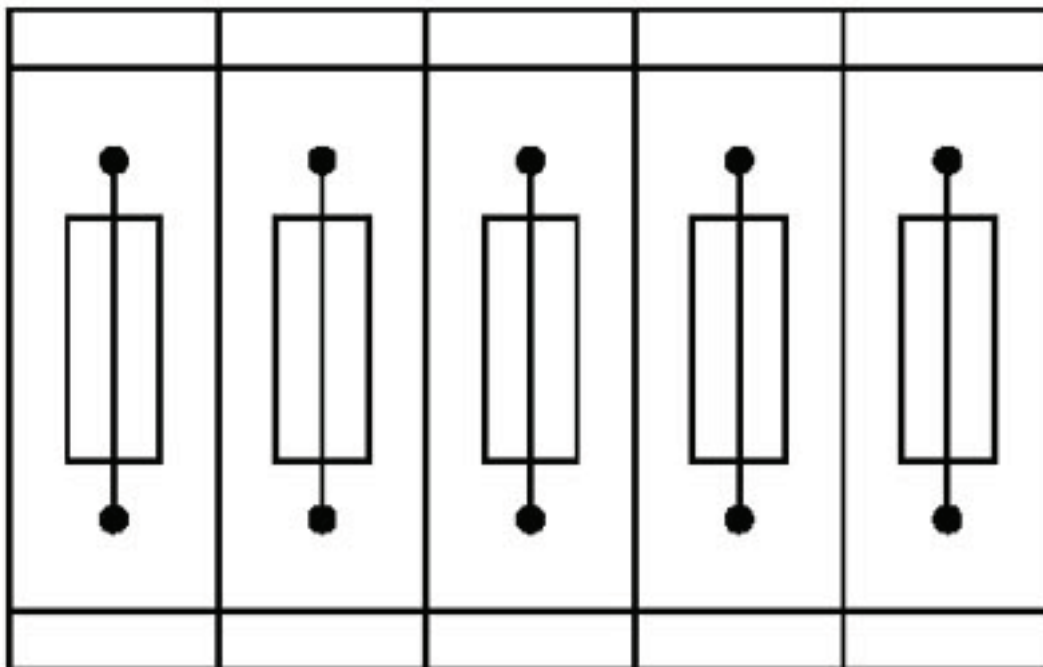
Circuit diagram



1 = fixed bridge
2 = insertion bridge

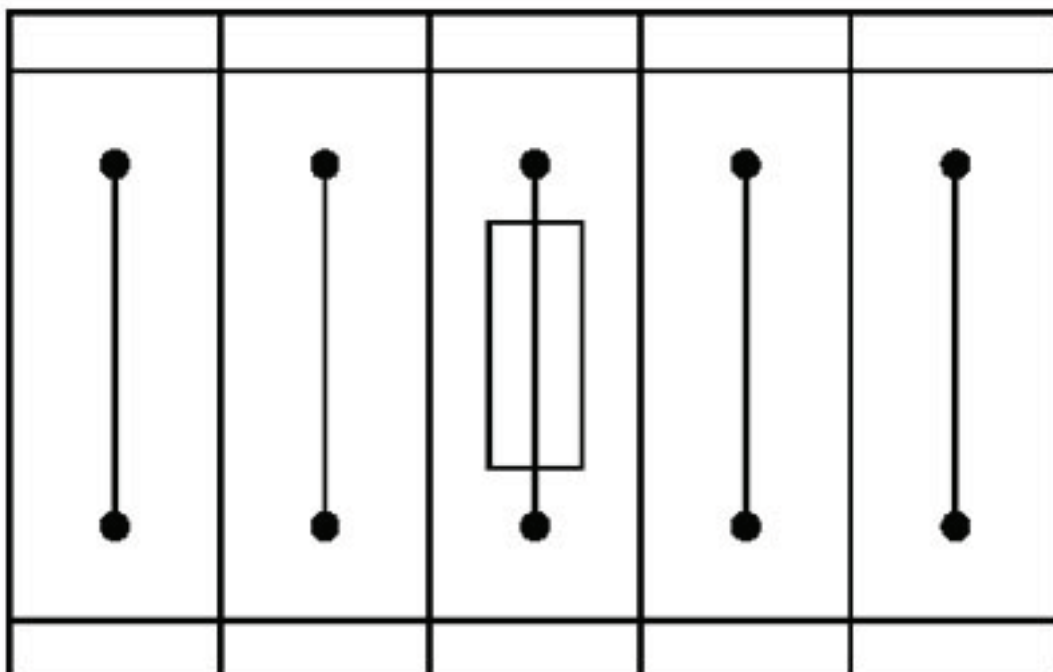
Fuse modular terminal block - UK 5-HESI - 3004100

Application drawing



Fuse terminal blocks in interconnected arrangement,
block consisting of 5 fuse terminal blocks

Application drawing



Fuse terminal block in single arrangement,

Fuse modular terminal block - UK 5-HESI - 3004100

block consisting of one fuse terminal block and 4 feed-through terminal blocks

Phoenix Contact 2014 © - all rights reserved
<http://www.phoenixcontact.com>