



CABLE TRAY HANGER KIT



TZ2 No.2 Trapeze Hanger

- Ideal for fast suspension of cable containment
- Tapered design - accommodates all slot sizes
- Discreet - fits completely inside the channel or directly onto the tray itself
- Can be installed with or without strut

Product Specification

Purpose-made single channel, ideal for multi-tiered installations.

Kit Product Sizes:

10 x Gripple No. 2 Trapeze Hangers with 2.0 mm 7x7 wire rope.
2 hangers are required per spacing.

Available Kit Configurations:

Choice of end fixing;

- Loop (LG) or Purlin Bracket Heavy (PBH) for purlin installs
- Concrete Ring Anchor (RAG) for concrete installs

Standard Drop Lengths

- 1 metre
- 2 metre
- 3 metre

Standard End Fixings



Loop



Concrete Ring Anchor



Purlin Bracket Heavy



90° T Bracket



Other end fixings and drop lengths are available based on installation type please contact us or visit gripple.net.au

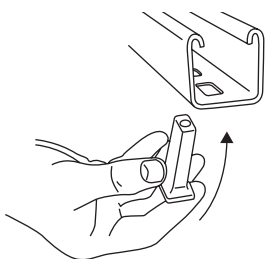
Optional Accessories




Cable Basket Adaptor

Installation & Adjustment

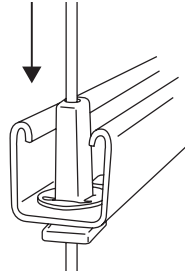
1.



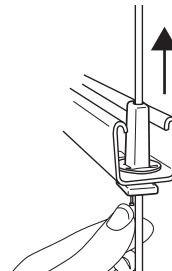
2.



3.



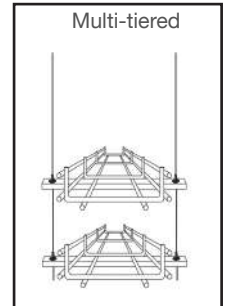
Adjust



The retainer pre-fits and hold the Trapeze onto the channel.
In preparation for working at height, simply clip onto the channel with the Trapeze.
Ensure a minimum 75 mm of tail wire exit the hanger.

1. Remove load
2. Pull tail wire through
3. Release pin

Multi-tiered



Materials

Housing - Type ZA2 Zinc

Wedge - Sintered steel hardened to min. 56 Rockwell C

Spring - Stainless Steel (Type 302)

End Cap - UV stabilised homopolymer propylene

Pin - A2 Stainless Steel

Retainer - Acetal copolymer 2.1.3.

Kit Spacing & Supported Loads

1 m spacing: 90 kg per metre

1.5 m spacing: 60 kg per metre

2 m spacing: 45 kg per metre






Installation with strut




Installation without strut





Multi-tiered installations



Cable basket adaptor installations

