

Buffalo products are tough, and perform well in the dust and the wet. They provide resistance to weather effects and are impervious to the ingress of dust and the damaging effects of water. Buffalo also offers products with a dependable protection rating of IP66 to cover many arduous applications.



PLUGS
ANGLED AND STRAIGHT



**EXTENSION
SOCKETS**



**AUTO
SWITCHES**



**DIN
ENCLOSURES**



SWITCHES



SOCKETS



**COMBO
SWITCHES**



**APPLIANCE
INLETS**


Can also be purchased less enclosure. Just add "LE" to end of catalogue number when ordering.



**ENCLOSURES (BACK
BOXES) LIDS**



**JUNCTION BOXES
SUPPLIED WITH CONNECTORS**



ACCESSORIES



**Technical
Information
Common to
Buffalo
Industrial Range**

PAGE 1 of 3



Protection Rating Reference Chart (IP Code AS 60529)

IP stands for Ingress Protection and is formed with two numbers: IPXX.

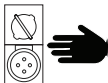
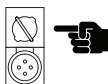
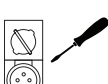
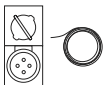
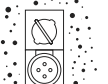
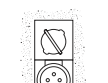
The two numbers refer to two levels of protection.

IPXX

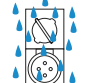







The first digit shows the level of protection against **solid** objects.

The second digit shows the level of protection against **liquids**

Solids

1		Protected against a solid object greater than 50mm such as a hand
2		Protected against a solid object greater than 12.5mm such as a finger
3		Protected against a solid object greater than 2.5mm such as a screwdriver
4		Protected against a solid object greater than 1mm such as a wire
5		Dust Protected. Limited ingress of dust permitted. Will not interfere with operation of the equipment. Two to eight hours
6		Dust tight. No ingress of dust. Two to eight hours

Liquids

1		Protected against vertically falling drops of water. Limited ingress permitted
2		Protected against vertically falling drops of water with enclosure tilted up to 15 degrees from the vertical. Limited ingress permitted
3		Protected against sprays of water up to 60 degrees from the vertical. Limited ingress permitted for three minutes
4		Protected against water splashed from all directions. Limited ingress permitted
5		Protected against jets of water. Limited ingress permitted
6		Water from heavy seas or water projects in powerful jets shall not enter the enclosure in harmful quantities
7		Protection against the effects of immersion in water between 15cm and 1m for 30 minutes
8		Protection against the effects of immersion in water under pressure for long periods

Technical Information Common to Buffalo Industrial Range



















PAGE 2 of 3

Unique keyways, Pin sizes and Plug body sizes in alignment with AS/NZS3123 are provided to differentiate between current ratings in Size 1 & Size 2 products to prevent larger capacity loads being plugged into smaller capacity plugs.





















Product designs are compliant in accordance with AS/NZS3112 and AS/NZS3123 (Plugs, Socket-outlets and Couplers for general industrial applications).

Table 1 (pin configurations referenced in product charts)

Plugs

						
A 10A 250V~ 3 Pin	B 15A 250V~ 3 Pin	C 10A 250V~ 3 Pin	D 15A 32V~ Polarised 2 Pin	E 20A 250V~ 3 Pin	F 10A 250V~ 3 Pin	G 20A 250V~ 3 Pin
						
H 32A 250V~ 3 Pin	I 10A 500V~ 4 Pin	J 20A 500V~ 4 Pin	K 32A 500V~ 4 Pin	L 40A 500V~ 4 Pin	M 50A 500V~ 4 Pin	N 10A 500V~ 5 Pin
						
O 20A 500V~ 5 Pin	P 32A 500V~ 5 Pin	Q 40A 500V~ 5 Pin	R 50A 500V~ 5 Pin			

Sockets

						
A 10A 250V~ 3 Pin	B 15A 250V~ 3 Pin	C 10A 250V~ 3 Pin	D 15A 32V~ Polarised 2 Pin	E 20A 250V~ 3 Pin	F 10A 250V~ 3 Pin	G 20A 250V~ 3 Pin
						
H 32A 250V~ 3 Pin	I 10A 500V~ 4 Pin	J 20A 500V~ 4 Pin	K 32A 500V~ 4 Pin	L 40A 500V~ 4 Pin	M 50A 500V~ 4 Pin	N 10A 500V~ 5 Pin
						
O 20A 500V~ 5 Pin	P 32A 500V~ 5 Pin	Q 40A 500V~ 5 Pin	R 50A 500V~ 5 Pin	S3 500V~ IEC 4 Pin Earth at 3	S6 500V~ IEC 4 Pin Earth at 6	

Temperature Performance

To cover the many varied installations/environments, the Buffalo range has been thoroughly tested and is expected to perform from temperatures down to -25°C below zero and up to 75°C. This includes the standard grey sockets, switches, combinations, and appliance inlets, along with the transparent and orange plugs.

Temperatures:
Minimum -25°C below zero
Maximum 75°C

Applications where the product is used outside of these limits may void warranty and prior to any installation TRADER reps. should be consulted.

Other Chemical resistant product range products may vary in these performance limits.



Technical Information Common to Buffalo Industrial Range

PAGE 3 of 3



























Buffalo Chemical Resistance Chart

At Trader we have reconfigured the Buffalo range to align with common industry practices for the application of the grey polycarbonate front covers for switches, sockets and appliance inlets with PVC back boxes to mount various applications. Additionally plugs and extension sockets are supplied in combined transparent and orange polycarbonate materials, with transparent sections specifically provided to enable simplified viewing of internal cable connections or pin arrangements. Cord entries on both plugs & extension sockets are made of durable nylon.

All fixing screws, springs and pins exposed to the elements being produced from 304 grade stainless steel help to provide long term weatherability and performance in many environments.

The Buffalo range is on par with many industrial products in the market and plugs and sockets are fully interchangeable and will perform in a broad range of environment. Please review the chemical performance chart for more detail and contact us with any queries.

Product Type		Enclosures (Back boxes) (PVC)		Housings for Switches, Sockets, Plugs and Appliance Inlets, as well as exposed aspects such as flaps, knobs, lock rings and latches (Polycarbonate)			
Product Colour		Grey		Grey, Transparent and Orange (plugs)		Chemical Orange	Chemical Grey
Acids							
Weak Solutions	Hydrochloric 10%	Excellent		Excellent		Excellent	Excellent
	Nitric 10%	Excellent		Excellent		Excellent	Excellent
Concentrate	Sulphuric 100%	Excellent		Not Suitable		Not Suitable	Not Suitable
Alkalis							
Weak Solutions	Sodium Hydroxide 10% (Caustic Soda)	Excellent		Not Suitable		Good	Excellent
Concentrate	Potassium Hydroxide 100%	Excellent	Good	Not Suitable		Not Suitable	Excellent
Automotive							
	Petroleum	Excellent		Not Suitable		Excellent	Not Suitable
	Lubrication Oils	Excellent		Not Suitable		Excellent	Fair
	Hydraulic Oil	Excellent		Not Suitable		Excellent	Fair
Solvents							
Aliphatic Hydrocarbons (Alkanes)	Methane	Good		Excellent		Excellent	
	Propane	Excellent		Excellent		Excellent	
Alcohols	Ethylene Glycol	Excellent		Excellent		Excellent	
	Glycerol (Glycerin)	Excellent		Fair		Good	Excellent
	Methyl Alcohol (Methanol)	Excellent		Not Suitable		Good	Not Suitable
	Ethyl Alcohol (Ethanol)	Excellent		Excellent		Excellent	Not Suitable
Amines	Aniline	Not Suitable		Not Suitable		Not Suitable	
Aromatic Hydrocarbons	Methyl Benzene	Not Suitable		Not Suitable		Good	Fair
	Xylene	Not Suitable		Not Suitable		Good	Fair
Ethers	Dimenthly Ethyl	Excellent		Excellent		Excellent	
Ketones	Acetone	Excellent		Not Suitable		Fair	Not Suitable
	Acetophenone	Not Suitable		Not Suitable		Fair	Not Suitable
	Ethly Methyl Ketone	Not Suitable		Not Suitable		Fair	Not Suitable
Miscellaneous							
	Detergent	Excellent		Excellent		Excellent	
Inorganic Salts	Magensium Sulphate	Excellent		Excellent		Excellent	
Oxidising Agents							
Weak Solution	Sodium Hypochlo-rite 5%	Excellent		Excellent		Excellent	Excellent
Strong Solution	Hydrogen Peroxide 30%	Excellent		Excellent		Excellent	Excellent
Water							
	Ambient	Excellent		Excellent		Excellent	Excellent
	Heated>60°C	Fair		Excellent		Good	Fair
	Steam	Not Suitable		Not Suitable		Not Suitable	Not Suitable

Product Selection						Below details are given as examples and other environmental factors may influence the product selection			Recommended Range		
Application	Environment								Preferred	Good	Fair
	Indoor or Outdoor	Temperature	UV level	Impact	Exposure to chemicals and moisture from activities						
Maintenance / machining workshop	Indoors	Ambient air temperature	Low UV levels	Possible impacts	Limited exposure to cutting fluids, oils, no or minimal exposure to rain.						
Plant rooms	Indoors	0 °C to 40 °C	Low UV levels	Possible impacts	Possible moisture/condensation, no or limited chemicals or detergent exposure.						
Automotive workshop	Indoors	Ambient air temperature	Low to high UV levels	Possible impacts from handling equipment.	Automotive fumes or chemicals.						
Warehouse	Indoors	Ambient air temperature	Low UV levels	Possible impacts from handling equipment	No or minimal exposure to rain.						
Despatch or vehicle loading or transport area	Indoors or outdoors	Ambient air temperature	Low to high UV levels	Possible impacts from handling equipment.	Potential high exposure to rain.						
Cool room for perishable storage	Indoors	-10 °C to 15 °C	Low UV levels		Possible moisture or condensation, no or minimal chemicals or detergent exposure, minimal exposure to rain.						
Conveyor belt materials handling	Indoors or outdoors	Ambient air temperature	Low to high UV levels	May be exposed to impacts.	no to high exposure to rain.						
Assembly plant or fabrication area	Indoors	Ambient air temperature	Low UV levels	Possible impacts from handling equipment	No exposure to rain.						
Minerals processing or Furnaces	Indoors	0 °C to 75 °C	Low UV levels	Possible heavy impacts from handling equipment.	No or minimal exposure to moisture.						
Rooftop plant equipment platforms	Outdoors	Ambient air temperature -15 °C to 75 °C	High UV	Possible impacts from handling equipment.	Direct exposure to rain.						
Public car parks	Indoors or outdoors	Ambient air temperature	Low to high UV levels,	May be prone to vandalism.	None or high exposure to rain, if indoors may be affected by fumes (needs consideration).						
Car and Boat washdown	Outdoors	Ambient air temperature -15 °C to 75 °C	High UV,	May be exposed to impacts.	Direct exposure to rain, exposure to salt water or petrol fumes.						
Outdoor storage tanks or industrial ponds or silos	Outdoors	Ambient air temperature -15 °C to 75 °C	High UV,		Possible exposure to acidic chemicals or chlorine, direct exposure to rain.						
Swimming pool or aquaculture ponds	Indoors/ outdoors	Ambient air temperature -10 °C to 50 °C	Low to high UV levels	Possible impacts from handling equipment may be prone to vandalism	Possible exposure to rain, presence of chlorine.						

























Standard
Buffalo



Buffalo
Chemical
Orange



Buffalo
Chemical
Grey

Product Selection					Below details are given as examples and other environmental factors may influence the product selection	Recommended Range		
Application	Environment					Preferred	Good	Fair
	Indoor or Outdoor	Temperature	UV level	Impact	Exposure to chemicals and moisture from activities			
Food processing, boning rooms or meat processing. Where large scale alkali cleaning occurs.	Indoors	5 °C to 25 °C	Low UV levels	Possible impacts	Alkali's washdown area foaming alkaline cleaners, 75 °C high pressure cleaners, prone to condensation.			
Detergent washdown (fast food preparation)	Indoors	5 °C to 25 °C	Low UV levels	Low level impact	Mild detergents or mild household cleaners, washdown with water, prone to condensation.			
Acids or citrus based cleaners (wineries, breweries, coal wash plant)	Indoors or outdoors	Ambient temperature of -5 °C to 70 °C	Low to high UV levels	Possible impacts from handling equipment	Acidic chemicals or products, possible exposure to citrus cleaners, washdown with water, no to high exposure to rain or water. No alkaline chemicals or cleaning agents.			
Bottle or vat sterilising	Indoors	5 °C to 40 °C	Low UV levels	Low level impact	Exposure to detergents or sterilising agents, washdown with water, prone to condensation.			
Exposure to cooking Oil (chip friers etc.)	Indoors	5 °C to 40 °C	Low UV levels	Low level impact	Exposure to cooking oils, exposure to detergents or alkali cleaners, washdown with water, prone to condensation. No acid based cleaning agents.			
Bottling plant	Indoors	Ambient air temperature	Low UV levels	Possible impacts from handling equipment.	No or minimal exposure to rain.			
Food preparation area or kitchen	Indoors	5 °C to 25 °C	Low UV levels	Low level impact	Mild detergents, citrus based or household cleaners, washdown with water, prone to condensation. No alkaline cleaners.			
Staff canteen style food preparation	Indoors,	0 °C to 40 °C	Low UV levels	Low level impact	Some exposure to water, mild detergents or household cleaners. No or minimal exposure to rain. No alkaline cleaners. Exposure to rainfall and moisture.			
Public eating area	Indoors or outdoors	Ambient air temperature	outdoors may be subjected to high UV levels, indoors low UV	May be prone to vandalism.	Some exposure to water, mild detergents or household cleaners. No alkaline cleaners.			
Pedestrian traffic areas	Indoors or outdoors	Ambient air temperature	outdoors may be subjected to high UV levels, indoors low UV	May be prone to vandalism.	None or minimal chemicals or detergent exposure. Exposure to rainfall and moisture.			
Toilets/wet areas	Indoors	5 °C to 40 °C	Low UV levels	Low level impact	Exposure to detergents or alkali cleaners, washdown with water, prone to condensation. No acid based cleaning agents.			
Office	Indoors	0 °C to 40 °C	Low UV levels	Low level impact	Minimal moisture or condensation, no or limited chemicals or detergent exposure.			
Outdoor BBQ's	Outdoors	Ambient air temperature -15 °C to 75 °C	High UV	May be prone to vandalism	possible exposure to animal fats or cooking oil splash, direct exposure to rain.			
Outdoor lighting	Outdoors	Ambient air temperature -15 °C to 75 °C	High UV	May be prone to vandalism	direct exposure to rain.			



Standard
Buffalo



Buffalo
Chemical
Orange



Buffalo
Chemical
Grey

BUC310
BUC310L
BUC315
BUC320F
BUC320
BUC332
BUC410
BUC420
BUC432
BUC440
BUC450
BUC510
BUC520
BUC532
BUC540
BUC550

BUC310LE
BUC310LLE
BUC315LE
BUC320FLE
BUC320LE
BUC332LE
BUC410LE
BUC420LE
BUC432LE
BUC440LE
BUC450LE
BUC510LE
BUC520LE
BUC532LE
BUC540LE
BUC550LE

PAGE 1 of 2



IP66 Combination Switched Sockets

Buffalo offers an extensive range of IP66 rated Combination Switched Sockets that are available in three-pin 10A to 32A, four-pin 10A to 50A and five-pin 10A to 50A designs.

Phase links are factory fitted between switches and sockets.

Small Single phase Flat pin - 10A to 20A

Size 1 Single & Three Phase - 10A- 20A

Size 2 Single & Three Phase - 32A - 50A

Heavy Duty terminals are standard on all products with Double Pole switching option as standard on 3 pin products.

The combination switch handle has two padlocking facilities (Oval Shape 11 x 9mm) so equipment can be safely isolated.

Switch is provided with LED fitment option (not supplied).

Combination sockets feature a clear dustproof & hoseproof flap allowing simple viewing of sockets. The flap is also provided with a reliable spring-tensioned latch to keep dust & liquids out.

Part bag contains twin screwed connector.



General Information												Plug Data	
Pin & Volt	Cat No.	Current Rating (A)	Pin Config	Pin Config Code (Table 1)	Enclosure	AC21 Rating (A)	AC23 Rating (A)	M Rating	Minimum Conductor Size (mm ²)	Maximum Conductor Size (mm ²)	Dimensions H* x W x D (mm)	Matching Plug Straight	Matching Plug Angled
3 Pin 250V~	BUC310	10	3 Flat	A	BUBB2GS	10	10	200	1.5	6	198x101x84	BUP310	-
	BUC310L	10	2 Flat 1 Round	C	BUBB2GS	10	10	200	1.5	6	198x101x84	BUP310L	-
	BUC315	15	3 Flat	B	BUBB2GS	15	15	200	1.5	6	198x101x84	BUP315	-
	BUC320F	20	3 Flat	E	BUBB2GS	20	20	200	2.5	16	198x101x84	BUP320F	-
	BUC320	20	3 Round	G	BUBB2G	20	20	200	2.5	16	198x101x108	BUP320	BUPA320
	BUC332	32	3 Round	H	BUBB2G	32	20	200	6	16	198x101x108	BUP332	BUPA332
4 Pin 500V~	BUC410	10	4 Round	I	BUBB2G	10	10	200	6	16	198x101x108	BUP410	BUPA410
	BUC420	20	4 Round	J	BUBB2G	20	20	200	6	16	198x101x108	BUP420	BUPA420
	BUC432	32	4 Round	K	BUBB2G	32	20	200	6	16	198x101x108	BUP432	BUPA432
	BUC440	40	4 Round	L	BUBB2G	40	25	200	6	16	198x101x108	BUP440	BUPA440
	BUC450	50	4 Round	M	BUBB2G	50	25	200	6	16	198x101x108	BUP450	BUPA450
5 Pin 500V~	BUC510	10	5 Round	N	BUBB2G	10	10	200	2.5	6	198x101x108	BUP510	BUPA510
	BUC520	20	5 Round	O	BUBB2G	20	20	200	2.5	6	198x101x108	BUP520	BUPA520
	BUC532	32	5 Round	P	BUBB2G	32	20	200	6	16	198x101x108	BUP532	BUPA532
	BUC540	40	5 Round	Q	BUBB2G	40	25	200	6	16	198x101x108	BUP540	BUPA540
	BUC550	50	5 Round	R	BUBB2G	50	25	200	6	16	198x101x108	BUP550	BUPA550

When ordering LESS ENCLOSURE add "LE" at end of catalogue number, ie "BUC310LE"

*Note: Height of product excludes conduit plugs

Certification Number:

BUC410, BUC420, BUC432, BUC440, BUC450, BUC510, BUC520, BUC532, BUC540, BUC550 : AZ69025570
 BUC310, BUC315, BUC320F: GMA-513502-EA
 BUC320, BUC332: AZ69025651

GSM Electrical (Australia) Pty Ltd

Level 2, 142-144 Fullarton Road, Rose Park SA 5067

P: 1300 301 838 E: service@gsme.com.au

www.gsme.com.au



BUC310
BUC310L
BUC315
BUC320F
BUC320
BUC332
BUC410
BUC420
BUC432
BUC440
BUC450
BUC510
BUC520
BUC532
BUC540
BUC550

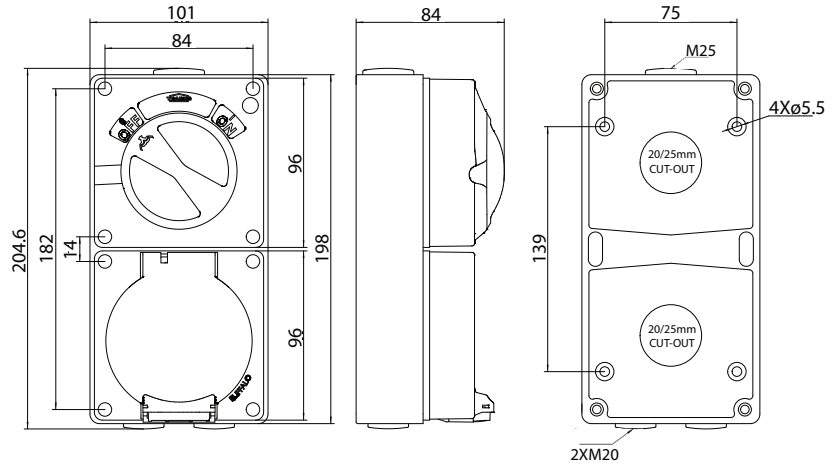
BUC310LE
BUC310LLE
BUC315LE
BUC320FLE
BUC320LE
BUC332LE
BUC410LE
BUC420LE
BUC432LE
BUC440LE
BUC450LE
BUC510LE
BUC520LE
BUC532LE
BUC540LE
BUC550LE

PAGE 2 of 2

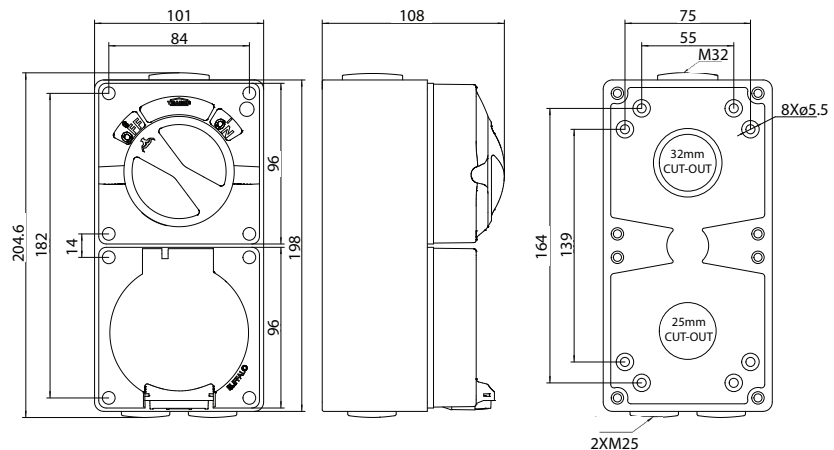


Combination Switched Sockets Dimensional Drawings

Flat Pin Models (including BUC310L)



Round Pin Models



Small Single Phase
Flat pin
10A to 20A



Size 1
Single/Three Phase
10A - 20A



Size 2
Single/Three Phase
32A - 50A



GSM Electrical (Australia) Pty Ltd

Level 2, 142-144 Fullarton Road, Rose Park SA 5067
P: 1300 301 838 F: 1300 301 778 E: service@gsm.com.au
www.gsm.com.au

Data Specification Sheet
November 2022

BUHPG2G

*See current catalogue for further detail



Buffalo High Pressure Gasket

- BUHPG2G is suitable for use on Modular Trader Buffalo standard depth enclosures and Trader Buffalo extra deep enclosures. They are not recommended for use on the Trader Buffalo range of shallow enclosures (due to possible interference when cable glands are used) and deep enclosures.
- Tested to IPX9 Level IEC 60529
- Suitable for IP66 as well as IPX9
- For pressure & temperature applications
- 85°C Temp
- Pressure 8,000 - 10,000 kPa
- All unused conduit entries are to be sealed with PVC cement, or silicone or ensure o-rings are securely tightened.
- All internal fixings are to have caps (supplied) installed, preferably siliconed in place.
- Ideal for installations where food related residue needs to be pressure cleaned from between the cover modules, or down around the enclosures.
- Excellent for applications close to equipment that need regular hot pressure washing to maintain hygienic conditions.
- Requires slightly higher torque on corner screws as the gasket material is harder to resist the jet pressures.



Catalogue Number	Description
BUHPG2G	Gasket Weatherproof High Pressure 2 Gang Cream for Buffalo Range

BUC310RC30N
BUC315RC30N
BUC320RC30N
BUC320FRC30N
BUC332RC30N
BUC510RC30N
BUC520RC30N
BUC532RC30N
BUC540RC30N
BUC550RC30N

IP66 Combination Switched socket with 30mA RCD protection

Buffalo offers an extensive range of IP66 rated Combination Switched Sockets that are available in three-pin 10A and 15A, and five-pin 10A, 20A, 32A, 40A and 50A designs.

This range has now been expanded to include Wolverine range 30mA RCD protected combinations mounted in BU4DIN covers on BUBB4G four gang enclosures and pre-wired for ease of installation for the end user.

Cable links and assemblies have been tested in accordance with AS/NZS3100 to ensure suitable thermal performance.

The RCD protected range currently consists of:

- Single phase Flat pin - 10A and 15A combinations
- Size 1 Three Phase 5 pin - 10A and 20A combinations
- Size 2 Three Phase 5 pin - 32A - 50A combinations

As standard the DIN covers are non-power available variants. Other options may be available upon special request.



General Information												Plug Data	
Pin & Volt	Cat No.	Current Rating (A)	Pin Config	Pin Config Code (Table 1)	Enclosure	AC21 Rating (A)	AC23 Rating (A)	M Rating	Minimum Conductor Size (mm ²)	Maximum Conductor Size (mm ²)	Dimensions H* x W x D (mm)	Matching Plug Straight	Matching Plug Angled
3 Pin 250V~	BUC310RC30N	10	3 Flat	A	BUBB4G	10	10	200	1.5	6	101x101x111	BUP310	-
	BUC315RC30N	15	3 Flat	B	BUBB4G	15	15	200	1.5	6	101x101x111	BUP315	-
	BUC320RC30N	20	3 Round	G	BUBB4G	20	20	200	2.5	16	101x101x111	BUP320	BUPA320
	BUC320RC30FRN	20	3 Flat	E	BUBB4G	20	20	200	2.5	16	101x101x111	BUP320F	-
	BUC332RC30N	32	3 Round	H	BUBB4G	32	20	200	2.5	16	101x101x111	BUP332	BUPA332
5 Pin 500V~	BUC510RC30N	10	5 Round	N	BUBB4G	10	10	200	2.5	6	101x101x111	BUP510	BUPA510
	BUC520RC30N	20	5 Round	O	BUBB4G	20	20	200	2.5	6	101x101x111	BUP520	BUPA520
	BUC532RC30N	32	5 Round	P	BUBB4G	32	20	200	6	16	101x101x111	BUP532	BUPA532
	BUC540RC30N	40	5 Round	Q	BUBB4G	40	25	200	6	16	101x101x111	BUP540	BUPA540
	BUC550RC30N	50	5 Round	R	BUBB4G	50	25	200	6	16	101x101x111	BUP550	BUPA550

Note: All units are made to order with a 4-week lead time.
Please enquire for availability, and pricing.



BUSW110*

BUSW120*

BUSW132*

BUSW210

BUSW220

BUSW232

BUSW310

BUSW320

BUSW332

BUSW350^

BUSW363

BUSW420

BUSW432

BUSW463

BUSW110LE*

BUSW120LE*

BUSW132LE*

BUSW210LE

BUSW220LE

BUSW232LE

BUSW310LE

BUSW320LE

BUSW332LE

BUSW350LE^

BUSW363LE

BUSW420LE

BUSW432LE

BUSW463LE

* Products being phased out and being superseded by 2 pole versions.

^BUSW350 Series to be phased out, alternative is BUSW363 Series.

PAGE 1 of 2




IP66 Heavy Duty Switches / Switch Disconnectors


- The Buffalo switches have recently been updated with testing for categorization for Isolation and are now marked for use as switch disconnectors.
- The 10A to 20A models have been certified in accordance with AS/NZS3133 and 10A,20A,32A, and 63A have also been tested complied with IEC and AS 60947-3 with the 32A and 63A models being listed on a certificate of suitability.
- The same heavy duty switches are used in our Combinations are available as individual switches for isolation and control applications.
- Heavy Duty terminals with diameter 7.6mm terminals suitable for 25mm² cable.
- Switch supplied with a large, easy to use knob, suitable for use with heavy industrial gloves. Has a positive, rotary action.
- Switch Knob features two Oval Shape (11 x 9mm) lock off facilities. Suits 9.0mm padlock staple.
- Conduit plugs provided with rubber gaskets to assist IP rating and to aid secure fitment.
- Raised ON/OFF marking to allow visibility in dusty environments.
- Laser etched product marking (no adhesive labels that fall off).
- LED Drill out facility for LED indicators (not supplied).
- Approved to AS/NZS3133 (10A - 20A), AS 60947-3 (Over 32A).(All models tested in accordance and comply with both standards)
- BUSW463 is fitted with a deep enclosure.
- Range includes Single*, Double, Three Pole, as well as Four Pole in amperages from 10A up to 63A. See the table for product detail as some configurations vary.
- All models have been tested and comply with AS/NZS 3133 M200 motor rating as shown in the table.
- In addition, the Utilization category of AC23A for motors and highly inductive loads is rated at Ie=10A for the 10A models, Ie=20A for 20A and 32A Models and Ie=25A for 63A.
- Pollution Degree: 2
- Recommended screw torque for corner cover screws 0.6Nm
- Recommended torque for Earth/Neutral fixed terminals 2Nm
- Recommended torque for Switch terminals 2.5Nm




Heavy Duty Switch Terminals



2 Pole



3 Pole



4 Pole

Certification Number:

BUSW110, BUSW210, BUSW120, BUSW220,
BUSW310, BUSW320: SAA-212017-EA
BUSW232, BUSW332, BUSW340, BUSW350, BUSW363: SAA212342

GSM Electrical (Australia) Pty Ltd

Level 2, 142-144 Fullarton Road, Rose Park SA 5067
P: 1300 301 838 F: 1300 301 778 E: service@gsm.com.au
www.gsm.com.au



Data Specification Sheet
September 2023

BUSW110*
BUSW120*
BUSW132*
BUSW210
BUSW220
BUSW232
BUSW310
BUSW320
BUSW332
BUSW350^
BUSW363
BUSW420
BUSW432
BUSW463














BUSW110LE*
BUSW120LE*
BUSW132LE*
BUSW210LE
BUSW220LE
BUSW232LE
BUSW310LE
BUSW320LE
BUSW332LE
BUSW350LE^
BUSW363LE
BUSW420LE
BUSW432LE
BUSW463LE

* Products being phased out and being superseded by 2 pole versions.
^BUSW350 Series to be phased out, alternative is BUSW363 Series.

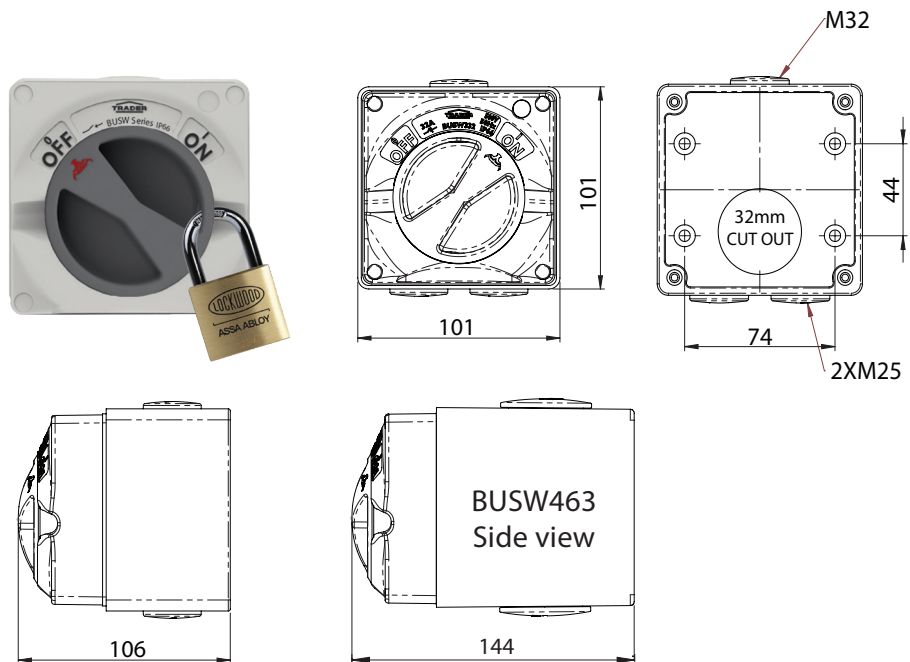
PAGE 1 of 2



IP66 Heavy Duty Switches / Switch Disconnectors

Configuration (Ratings to IEC60947-3/AS 60947-3 and AS/NZS 3133)		Cat No.	Rated Thermal Current I _{th}	AC23 Rating (U _e :500V~) (I _e =(A))	Motor M Rating (A)	Minimum Conductor Size (mm ²)	Maximum Conductor Size (mm ²)	Symbol
1 Pole	Rated performance tested in accordance with AS/NZS 3133 for these models at 250V~.	BUSW110*	10		100	1.5	6	
		BUSW120*	20		150	2.5	16	
		BUSW132*	32		180	6	16	
2 Pole	Rated Operational Voltage U _e (50Hz):500V~ Rated Insulation Voltage U _i (~50Hz):690V Rated Short Time Withstand I _{cw} : 1.26kA/1s Rated impulse withstand voltage U _{imp} (kV): 4.0kV Rated short circuit making capacity I _{cm} (28.4I _e): 1.789kA Uninterrupted Duty	BUSW210	10	10	200	2.5	16	
		BUSW220	20	20	200	2.5	16	
		BUSW232	32	20	200	6	16	
3 Pole	Rated Operational Voltage U _e (50Hz):500V~ Rated Insulation Voltage U _i (~50Hz):690V Rated Short Time Withstand I _{cw} : 1.26kA/1s Rated impulse withstand voltage U _{imp} (kV): 4.0kV Rated short circuit making capacity I _{cm} (28.4I _e): 1.789kA Uninterrupted Duty	BUSW310	10	10	200	2.5	16	
		BUSW320	20	20	200	2.5	16	
		BUSW332	32	20	200	6	16	
		BUSW350^	50		250	10	25	
4 Pole	Rated Operational Voltage U _e (50Hz):500V~ Rated Insulation Voltage U _i (~50Hz):690V Rated Short Time Withstand I _{cw} : 1.26kA/1s Rated impulse withstand voltage U _{imp} (kV): 4.0kV Rated short circuit making capacity I _{cm} (28.4I _e): 1.789kA Uninterrupted Duty	BUSW420	20	20	200	2.5	16	
		BUSW432	32	20	200	6	16	
		BUSW463	63	25	200	16	25	

When ordering LESS ENCLOSURE add "LE" at end of catalogue number, ie "BUSW210LE"



Certification Number:

BUSW110, BUSW210, BUSW120, BUSW220,
BUSW310, BUSW320: SAA-212017-EA
BUSW232, BUSW332, BUSW340, BUSW350, BUSW363: SAA212342

GSM Electrical (Australia) Pty Ltd

Level 2, 142-144 Fullarton Road, Rose Park SA 5067
P: 1300 301 838 F: 1300 301 778 E: service@g sme.com.au
www.gsme.com.au



Data Specification Sheet
September 2023

BUSW220CO
BUSW320R

BUSW220COLE
BUSW320RLE

IP66 Changeover & Reversing Switches

Buffalo's Two Pole 20A Changeover & Three Pole 20A Forward/Reversing Switches are housed within IP66 single modules as part of the overall modular concept of the range.

Provided with Rotary Cam Switch control with clear escutcheon marking:

- Changeover marked '1-0-2'
- Forward OFF Reverse marked 'F-0-R'

Earth and neutral connectors accommodating 3 x 6mm² cables are provided with all models.

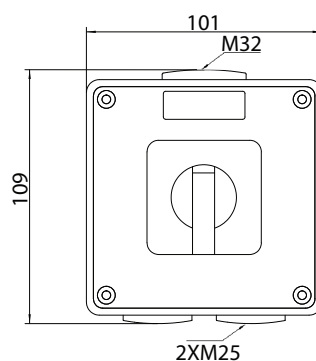
Approved to AS/NZS3133.



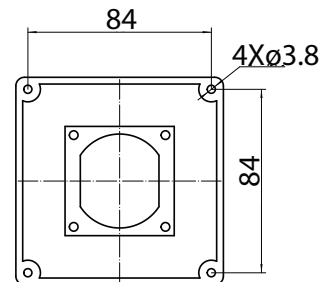
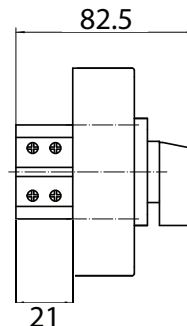
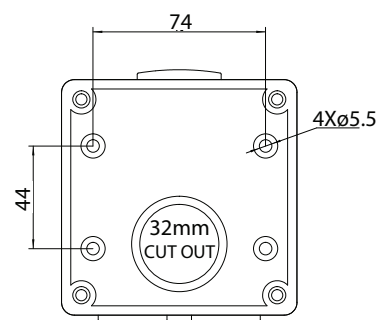
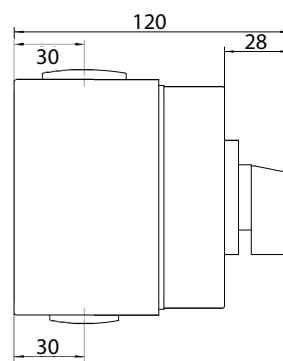
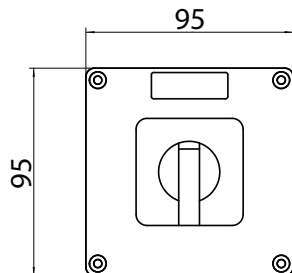
Rotary Cam-Switch Control

Pole & Volt	Cat No.	Current Rating (Nominal) (A)	Conduit Entries	Rear Cut-Outs dia.
2 Pole 500V~	BUSW220CO	20	2 x 25mm 1 x 32mm	1 x 32mm
3 Pole 500V~	BUSW320R	20	2 x 25mm 1 x 32mm	1 x 32mm

When ordering LESS ENCLOSURE add "LE" at end of catalogue number, ie "BUSW220COLE"



Less Enclosure



Certification Number:
GMA-516354-EA

GSM Electrical (Australia) Pty Ltd

Level 2, 142-144 Fullarton Road, Rose Park SA 5067
P: 1300 301 838 F: 1300 301 778 E: service@g sme.com.au
www.gsme.com.au



Data Specification Sheet
September 2023

BUAI310
BUAI315
BUAI310LE
BUAI315LE

IP66 Appliance Inlets Single Phase Flat Pin (250V~)

The Appliance Inlets physically adapt with the other products in the Buffalo range and offer opportunities to provide power to portable infrastructure in harsh conditions. They utilise the same interchangeable gasket systems to meet IP66 performance.

Available in 10A and 15A flat pin format compliant to AS/NZS3112.

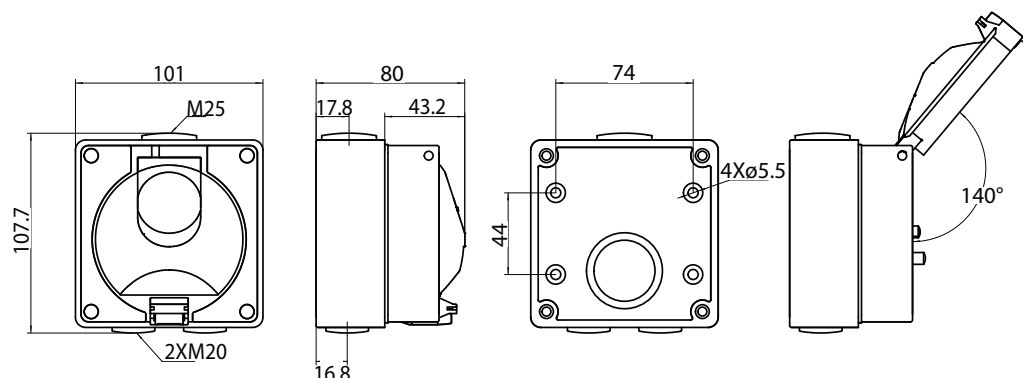
The material of these products varies from others in the range as they are made from UV stabilised polycarbonate. They use the same installation and gasket system as the rest of the Buffalo range and provide suitable IP66 seal when installed.

Features and Benefits

- 3 flat pins, 10A & 15A
- 1.5mm – 6mm conductor terminal
- Grey polycarbonate construction.
- Insulated Pins.
- Chemical Resistant.
- Transparent Spring loaded flap.
- Compliant to AS/NZS3112.



Cat No.	Description	Height (mm)	Width (mm)	Length (mm)	Conduit Entries	Matching Extension Socket
BUAI310	Appliance Inlet IP66 10A 250V~	80	101	101	2 x 20mm 1 x 25mm	BUEXSO310
BUAI315	Appliance Inlet IP66 15A 250V~	80	101	101	2 x 20mm 1 x 25mm	BUEXSO315
BUAI310LE	Appliance Inlet IP66 10A 250V~, Less Enclosure	43	97	97	N/A	BUEXSO310
BUAI315LE	Appliance Inlet IP66 15A 250V~, Less Enclosure	43	97	97	N/A	BUEXSO315



Certification Numbers:
SAA191208

GSM Electrical (Australia) Pty Ltd
Level 2, 142-144 Fullarton Road, Rose Park SA 5067
P: 1300 301 838 F: 1300 301 778 E: service@gsm.com.au
www.gsm.com.au



Data Specification Sheet
August 2021

BUAI320
BUAI332
BUAI410
BUAI420
BUAI432
BUAI440
BUAI450
BUAI510
BUAI520
BUAI532
BUAI540
BUAI550

IP66 Appliance Inlets Single & Three Phase Round Pin (250V~ & 500V~)

- Size 1 Single & Three Phase 10A to 20A (250V~ to 500V~).
- Size 2 Single & Three Phase 32A to 50A (250V~ to 500V~).
- 3 Round Pin, 4 Round Pin, 5 Round Pin.
- 10A, 15A, 20A, 32A, 40A & 50A current ratings.
- Two gang design to provide additional wiring space.
- Features downward facing, angled pin housing which enables extension sockets to be neatly connected without bulky right angle entry.
- Suits Small to Large Single or Three phase loads.
- Ribbed Locking Ring to assist gripping with gloved hands and to secure extension sockets.



PAGE 1 of 2

Cat No.	Description	Dimensions H* x W x D (mm)	Terminal Size (mm dia)	Maximum Conductor Size (mm ²)	Conduit Entries	Matching Extension Socket
BUAI320	Appliance Inlet IP66 20A 500V~ 3 Pin	183x101x198	4.1	10	2 x 25mm 1 x 32mm	BUEXSO320
BUAI332	Appliance Inlet IP66 32A 500V~ 3 Pin	183x101x198	4.1	10	2 x 25mm 1 x 32mm	BUEXSO332
BUAI410	Appliance Inlet IP66 10A 500V~ 4 Pin	183x101x198	4.1	10	2 x 25mm 1 x 32mm	BUEXSO410
BUAI420	Appliance Inlet IP66 20A 500V~ 4 Pin	183x101x198	4.1	10	2 x 25mm 1 x 32mm	BUEXSO420
BUAI432	Appliance Inlet IP66 32A 500V~ 4 Pin	183x101x198	4.1	10	2 x 25mm 1 x 32mm	BUEXSO432
BUAI440	Appliance Inlet IP66 40A 500V~ 4 Pin	183x101x198	4.1	10	2 x 25mm 1 x 32mm	BUEXSO440
BUAI450	Appliance Inlet IP66 50A 500V~ 4 Pin	183x101x198	4.1	10	2 x 25mm 1 x 32mm	BUEXSO450
BUAI510	Appliance Inlet IP66 10A 500V~ 5 Pin	183x101x198	4.1	10	2 x 25mm 1 x 32mm	BUEXSO510
BUAI520	Appliance Inlet IP66 20A 500V~ 5 Pin	183x101x198	4.1	10	2 x 25mm 1 x 32mm	BUEXSO520
BUAI532	Appliance Inlet IP66 32A 500V~ 5 Pin	183x101x198	4.1	10	2 x 25mm 1 x 32mm	BUEXSO532
BUAI540	Appliance Inlet IP66 40A 500V~ 5 Pin	183x101x198	4.1	10	2 x 25mm 1 x 32mm	BUEXSO540
BUAI550	Appliance Inlet IP66 50A 500V~ 5 Pin	183x101x198	4.1	10	2 x 25mm 1 x 32mm	BUEXSO550



Certification Numbers:
SA211330

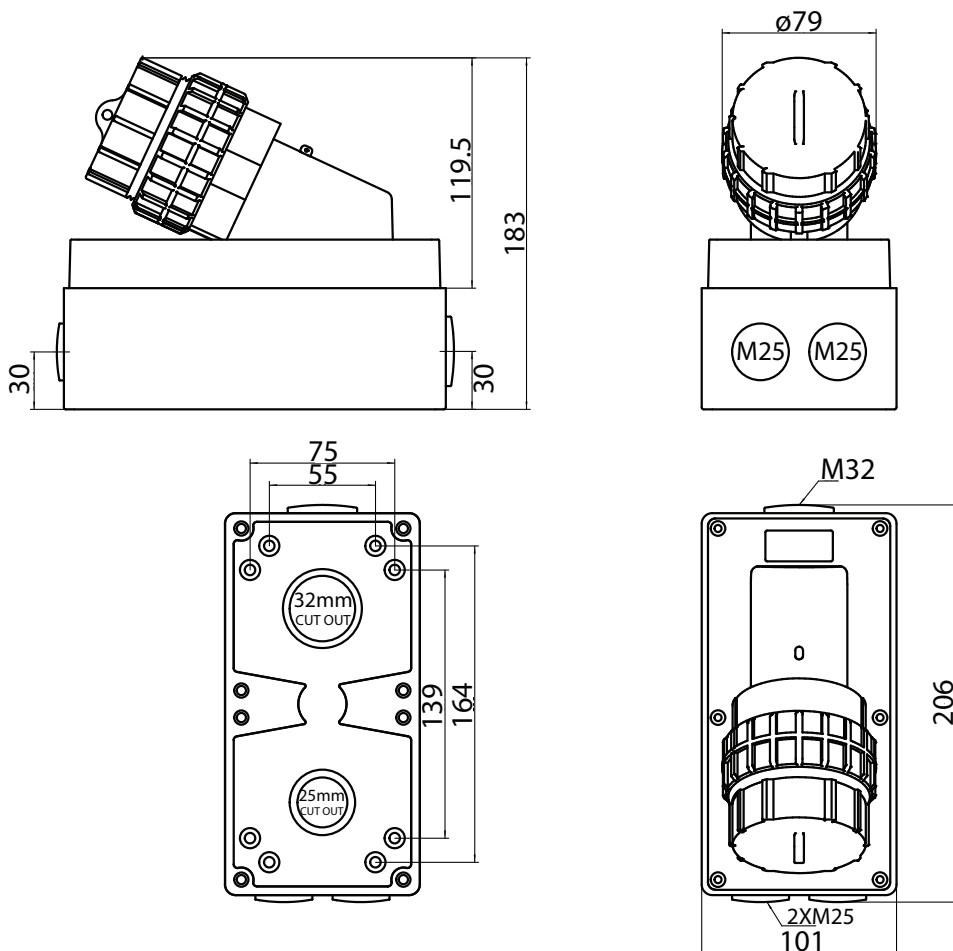
GSM Electrical (Australia) Pty Ltd
 Level 2, 142-144 Fullarton Road, Rose Park SA 5067
 P: 1300 301 838 F: 1300 301 778 E: service@gsmc.com.au
www.gsmc.com.au



Data Specification Sheet
December 2021

BUAI320
BUAI332
BUAI410
BUAI420
BUAI432
BUAI440
BUAI450
BUAI510
BUAI520
BUAI532
BUAI540
BUAI550

PAGE 2 of 2



BUSOAU310
BUSOAU315

BUSOAU310LE
BUSOAU315LE

IP66 Sockets Auto Switched

Buffalo IP66 Auto-Switched Sockets as the name suggests can operate without the need for separate isolating switches. Available in 10A or 15A flat pin format compliant to AS/NZS3112.

They are robust and easy to use, and have a one piece spring-loaded transparent flap with self-latching design to seal out dust and moisture when not in use, ensuring an IP66 rating.

Flap's spring-loaded pin is centrally assembled eliminating the need to insert external cover caps. Flap opens up to 180° enabling easy insertion & removal of plugs.

Threaded socket surround will accept Plug lock rings to ensure IP66 rating & secure fitment.

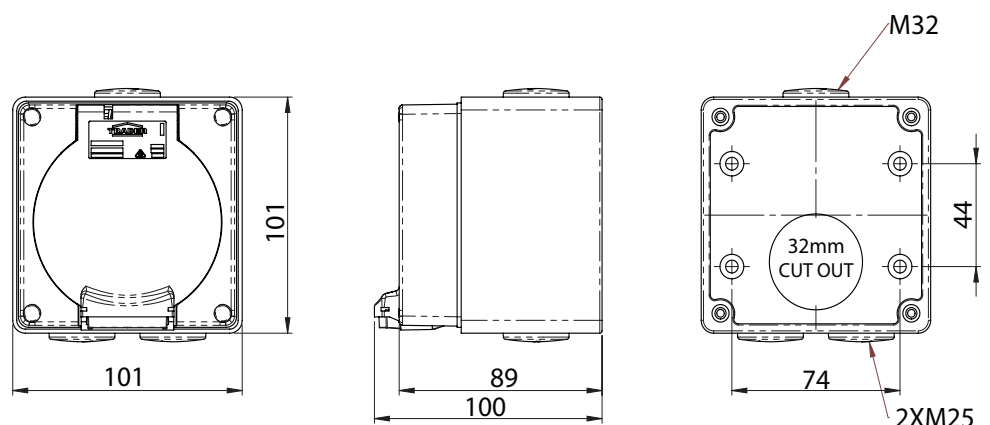
Shutter operates from either earth or neutral.

Auto-Switched Sockets are double pole switched.



Pin & Volt	Cat No.	Current Rating (A)	Pin Config	Pin Config Code (Table 1)	Enclosure	Minimum Conductor Size (mm ²)	Maximum Conductor Size (mm ²)	Buffalo Matching Plug
3 Pin 250V~	BUSOAU310	10	3 Flat	A	BUBB1G	1.5	6	BUP310
	BUSOAU315	15	3 Flat	B	BUBB1G	1.5	6	BUP315

When ordering **LESS ENCLOSURE** add "LE" at end of catalogue number, ie "BUSOAU310LE"



Certification Number:
SAA-212016-EA

GSM Electrical (Australia) Pty Ltd
Level 2, 142-144 Fullarton Road, Rose Park SA 5067
P: 1300 301 838 F: 1300 301 778 E: service@gsme.com.au
www.gsme.com.au



Data Specification Sheet
June 2024

Product Code Cross Reference

NEW CODE	OLD CODE
BUSO215P32	
BUSO310	BUPP310
BUSO310L	
BUSO310RP	
BUSO315	BUPP315
BUSO320F	
BUSO320	BUPP320
BUSO332	BUPP332
BUSO410	BUPP410
BUSO420	BUPP420
BUSO432	BUPP432
BUSO440	
BUSO450	
BUSO510	BUPP510
BUSO520	BUPP520
BUSO532	BUPP532
BUSO540	
BUSO550	
BUSO215P32LE	
BUSO310LE	BUPP310LE
BUSO310LLE	
BUSO310RPLE	
BUSO315LE	BUPP315LE
BUSO320FLE	
BUSO320LE	BUPP320LE
BUSO332LE	BUPP332LE
BUSO410LE	BUPP410LE
BUSO420LE	BUPP420LE
BUSO432LE	
BUSO440LE	
BUSO450LE	
BUSO510LE	BUPP510LE
BUSO520LE	BUPP520LE
BUSO532LE	BUPP532LE
BUSO540LE	
BUSO550LE	

PAGE 1 of 2



IP66 Heavy Duty Sockets

The Socket components used in Buffalo Combinations are also available as individual Socket Outlets for use in relevant applications.

They are robust and easy to use, and have a one piece spring-loaded transparent flap with self-latching design to seal out dust and moisture when not in use, ensuring an IP66 rating.

Flap's spring-loaded pin is centrally assembled eliminating the need to insert external cover caps. Flap opens up to 180° enabling easy insertion & removal of plugs.

Threaded socket surround will accept Plug lock rings to ensure IP66 rating & secure fitment.

The range includes three, four, and five pin products in amperages from 10A up to 50A. See the table for product detail.

Small Single phase Flat pin - 10A to 20A
Size 1 Single & Three Phase - 10A- 20A
Size 2 Single & Three Phase - 32A - 50A



Pin & Volt	Cat No.	Current Rating (A)	Pin Config	Pin Config Code (Table 1)	Enclosure	Minimum Conductor Size (mm ²)	Maximum Conductor Size (mm ²)	Buffalo Matching Plug
2 Pin 32V~	BUSO215P32	15	2 Pin Polarised	D	BUBB1G	2.5	6	-
3 Pin 250V~	BUSO310	10	3 Flat	A	BUBB1G	1.5	6	BUP310
	BUSO310L	10	2 Flat 1 Round	C	BUBB1G	1.5	6	BUP310L
	BUSO310RP	10	3 Round	F	BUBB1G	1.5	6	BUP310RP
	BUSO315	15	3 Flat	B	BUBB1G	2.5	6	BUP315
	BUSO320F	20	3 Flat	E	BUBB1G	2.5	6	BUP320F
	BUSO320	20	3 Round	G	BUBB1G	2.5	6	BUP320/BUPA320
4 Pin 500V~	BUSO332	32	3 Round	H	BUBB1G	6	16	BUP332/BUPA332
	BUSO410	10	4 Round	I	BUBB1G	2.5	6	BUP410/BUPA410
	BUSO420	20	4 Round	J	BUBB1G	2.5	6	BUP420/BUPA420
	BUSO432	32	4 Round	K	BUBB1G	6	16	BUP432/BUPA432
	BUSO440	40	4 Round	L	BUBB1G	6	16	BUP440/BUPA440
5 Pin 500V~	BUSO450	50	4 Round	M	BUBB1G	6	16	BUP450/BUPA450
	BUSO510	10	5 Round	N	BUBB1G	2.5	6	BUP510/BUPA510
	BUSO520	20	5 Round	O	BUBB1G	2.5	6	BUP520/BUPA520
	BUSO532	32	5 Round	P	BUBB1G	6	16	BUP532/BUPA532
	BUSO540	40	5 Round	Q	BUBB1G	6	16	BUP540/BUPA540
	BUSO550	50	5 Round	R	BUBB1G	6	16	BUP550/BUPA550

Tables include NEW product codes. Please refer to Old & New Cross Reference Chart for OLD product codes.

When ordering LESS ENCLOSURE add "LE" at end of catalogue number, ie "BUSO310LE"

Certification Number:

BUSO410, BUSO420, BUSO432, BUSO440, BUSO450, BUSO510, BUSO520,
BUSO532, BUSO540, BUSO550 : AZ69025555
BUSO310, BUSO315, BUSO320F: GMA-513501-EA
BUSO320, BUSO332: AZ69025572

GSM Electrical (Australia) Pty Ltd

Level 2, 142-144 Fullarton Road, Rose Park SA 5067
P: 1300 301 838 F: 1300 301 778 E: service@gsme.com.au
www.gsme.com.au



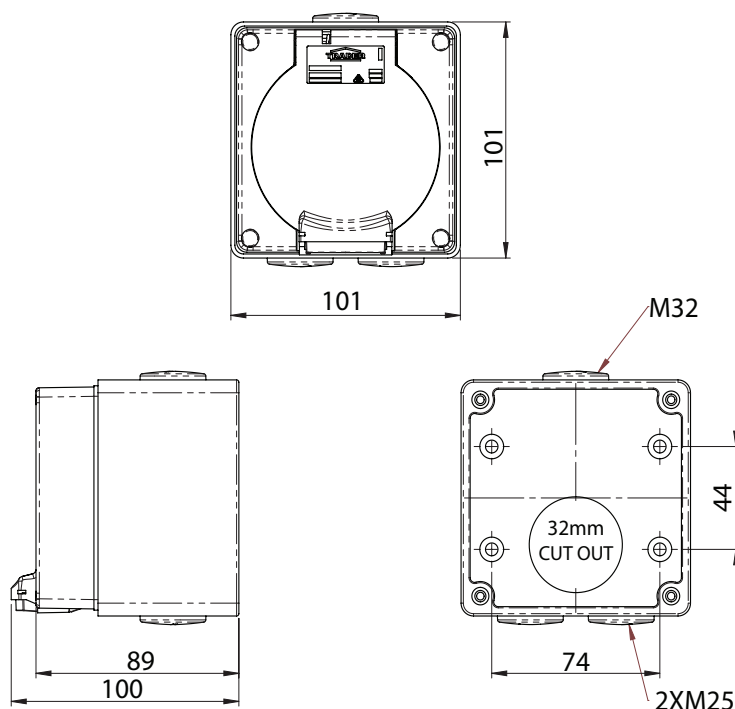
Data Specification Sheet
July 2024

Product Code Cross Reference

NEW CODE	OLD CODE
BUSO215P32	
BUSO310	BUPP310
BUSO310L	
BUSO310RP	
BUSO315	BUPP315
BUSO320F	
BUSO320	BUPP320
BUSO332	BUPP332
BUSO410	BUPP410
BUSO420	BUPP420
BUSO432	BUPP432
BUSO440	
BUSO450	
BUSO510	BUPP510
BUSO520	BUPP520
BUSO532	BUPP532
BUSO540	
BUSO550	
BUSO215P32LE	
BUSO310LE	BUPP310LE
BUSO310LLE	
BUSO310RPLE	
BUSO315LE	BUPP315LE
BUSO320FLE	
BUSO320LE	BUPP320LE
BUSO332LE	BUPP332LE
BUSO410LE	BUPP410LE
BUSO420LE	BUPP420LE
BUSO432LE	
BUSO440LE	
BUSO450LE	
BUSO510LE	BUPP510LE
BUSO520LE	BUPP520LE
BUSO532LE	BUPP532LE
BUSO540LE	
BUSO550LE	

PAGE 2 of 2


Heavy Duty Sockets Dimensional Drawings



Heavy Duty Socket Terminals



Small Single Phase
Flat pin
10A to 20A



Size 1
Single/Three Phase
10A - 20A



Size 2
Single/Three Phase
32A - 50A



BUSO432E3HLE
BUSO432E6HLE

IP66 IEC309 Socket

Buffalo IP66 IEC309 Sockets, 32 Amp 380V - 440V IP66 socket, adapted to fit the modular Buffalo series assemblies and back boxes.

Fits combination assembly layouts (Functional with a Buffalo switch BUSW series switch above it)

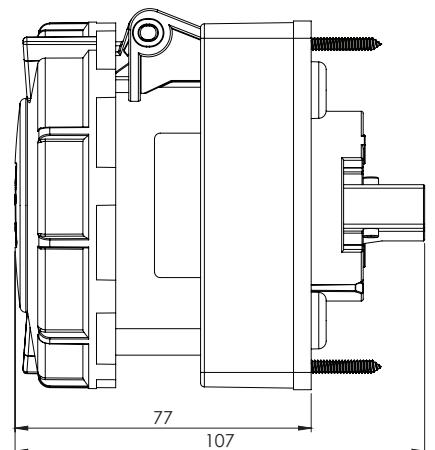
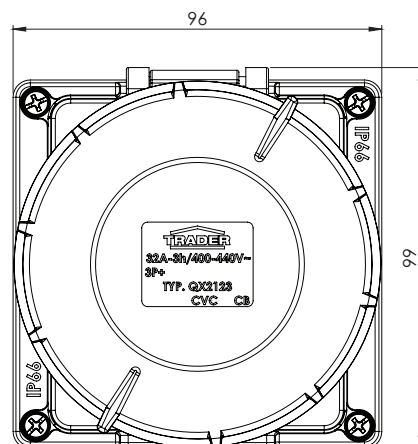
Ideal for general use where international plugs are used, particularly with the application for industrial plug from refer containers.

Panel Mounting Straight Socket with Nickel -plated socket contacts, Pa66/Pa6 material body on a polycarbonate base.

- Working Temperature: +40, -25° C
- Rated Voltage: 380V - 440V
- Frequency: 50/60Hz
- Poles: 4
- Rated Current: 32A
- Earth pin position at 3 o'clock or 6 o'clock
- Conforms to European / International standards EN/IEC 60309
- Good corrosion protection in aggressive environments and at high degrees of air humidity due to nickel-plated contacts.
- Highly heat resistant contacts.
- Easy opening and closing of lid though integrated opening bayonet rotating lock.
- Reduced installation time.
- Quality tunnel type terminals which securely clamp the conductor.
- Sold as less enclosure to allow greater flexibility and adaptation to other electrical box assemblies.



Cat No.	Description	Height (mm)	Width (mm)	Length (mm)
BUSO432E3HLE	Socket IP66 380-440V~ 4 Pin 32A IEC309 Earth 3 hour Less Enclosure	99	107	96
BUSO432E6HLE	Socket IP66 500V 4 Pin 32A IEC309 Earth 6 hour Less Enclosure	99	107	96



Certification Number:
GMA-516399

GSM Electrical (Australia) Pty Ltd
Level 2, 142-144 Fullarton Road, Rose Park SA 5067
P: 1300 301 838 F: 1300 301 778 E: service@g sme.com.au
www.g sme.com.au



Data Specification Sheet
July 2024

Product Code Cross Reference

OLD CODE	NEW CODE
	BUEXSO310
	BUEXSO315
	BUEXSO320F
	BUEXSO320
	BUEXSO332
BUEXPP410OR	BUEXSO410
BUEXPP420OR	BUEXSO420
BUEXPP432OR	BUEXSO432
	BUEXSO440
	BUEXSO450
BUEXPP510OR	BUEXSO510
BUEXPP520OR	BUEXSO520
BUEXPP532OR	BUEXSO532
	BUEXSO540
	BUEXSO550

PAGE 1 of 2

IP66 Extension Sockets

- Small Single Phase 10A to 20A (250V~).
- Size 1 Single & Three Phase 10A to 20A (250V~ to 500V~).
- Size 2 Single & Three Phase 32A to 50A (250V~ to 500V~).
- 3 Flat Pin, 3 Round Pin, 4 Round Pin, 5 Round Pin.
- 10A, 15A, 20A, 32A, 40A & 50A current ratings.
- Straight body format providing a more traditional design.
- Ribbed Lock ring on Small Single Phase versions for gripping with gloved hands.
- Rear cord entry and cable gland ensuring IP66 rating.
- Internal cable clamp to support electrical connections.
- Size 1 Single and Three Phase suits Smaller to Medium single or three phase loads.
- Size 2 Single and Three Phase suits Medium to Large single or three phase loads.
- Size 1 and Size 2 products have hinged Spring Loaded cover flaps for added safety and to keep dust & water out.
- Small Extension Sockets 10A and 20A accept cables from ø 6-12mm
- Size 1 Extension Sockets 10A and 20A accept cables from ø 12-18mm
- Size 2 Extension Sockets 32A, 40A and 50A accept cables from ø 11-25mm



Pin & Volt	*Cat No. Extension Sockets	Current Rating (A)	Pin Config	Pin Config Code (Table 1)	Terminal Size	Maximum Conductor Size (mm ²)	Minimum Cable Diameter (mm ²)	Maximum Cable Diameter (mm ²)	Gland Nut Thread (mm)	Matching Plug Straight / Angled	Matching Appliance Inlet
3 Pin 250V~	BUEXSO310	10	3 Flat	A	2.4 x 4.5	6	6	12	M20 x 1.5	BUP310	BUAI310
	BUEXSO315	15	3 Flat	B	2.4 x 4.5	6	6	12	M20 x 1.5	BUP315	BUAI315
	BUEXSO320F	20	3 Flat	E	2.4 x 4.5	6	6	12	M20 x 1.5	BUP320F	
	BUEXSO320	20	3 Round	G	ø4.6	6	12	18	M25 x 1.5	BUP320/ BUPA320	BUAI320
	BUEXSO332	32	3 Round	H	ø6	16	11	25	PG29	BUP332/ BUPA332	BUAI332
4 Pin 500V~	BUEXSO410	10	4 Round	I	ø4.6	6	12	18	M25 x 1.5	BUP410/ BUPA410	BUAI410
	BUEXSO420	20	4 Round	J	ø4.6	6	12	18	M25 x 1.5	BUP420/ BUPA420	BUAI420
	BUEXSO432	32	4 Round	K	ø 6	16	11	25	PG29	BUP432/ BUPA432	BUAI432
	BUEXSO440	40	4 Round	L	ø 6	16	11	25	M32 x 1.5	BUP440/ BUPA440	BUAI440
	BUEXSO450	50	4 Round	M	ø 6	16	11	25	M32 x 1.5	BUP450/ BUPA450	BUAI450
5 Pin 500V~	BUEXSO510	10	5 Round	N	ø4.6	6	12	18	M25 x 1.5	BUP510/ BUPA510	BUAI510
	BUEXSO520	20	5 Round	O	ø4.6	6	12	18	M25 x 1.5	BUP520/ BUPA520	BUAI520
	BUEXSO532	32	5 Round	P	ø 6	16	11	25	PG29	BUP532/ BUPA532	BUAI532
	BUEXSO540	40	5 Round	Q	ø 6	16	11	25	M32 x 1.5	BUP540/ BUPA540	BUAI540
	BUEXSO550	50	5 Round	R	ø 6	16	11	25	M32 x 1.5	BUP550/ BUPA550	BUAI550

Tables include NEW product codes. Please refer to Old & New Cross Reference Chart for OLD product codes.

All products accept Appliance Inlet (BUAI) or Plug (BUP/BUPA), locking rings which prevents accidental removal and assists with maintaining the highest IP Rating and a spring loaded flap that seals out dust and moisture when not in use.

Compatible with common pendant outlet kits.

Certification Number:

BUEXSO332, BUEXSO432, BUEXSO440, BUEXSO450, BUEXSO532, BUEXSO540, BUEXSO550: SAA211330 BUEXSO310, BUEXSO315, BUEXSO320F: SAA-211255-EA

GSM Electrical (Australia) Pty Ltd

Level 2, 142-144 Fullarton Road, Rose Park SA 5067
P: 1300 301 838 F: 1300 301 778 E: service@gsme.com.au
www.gsme.com.au



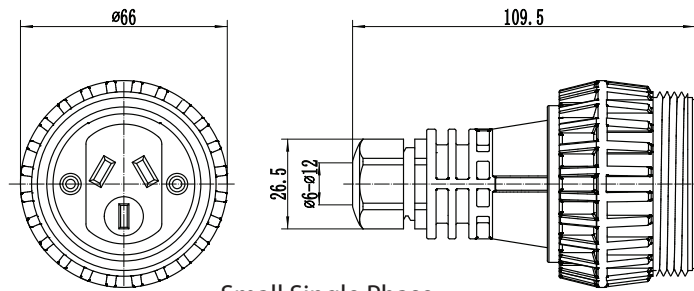
Data Specification Sheet
December 2021



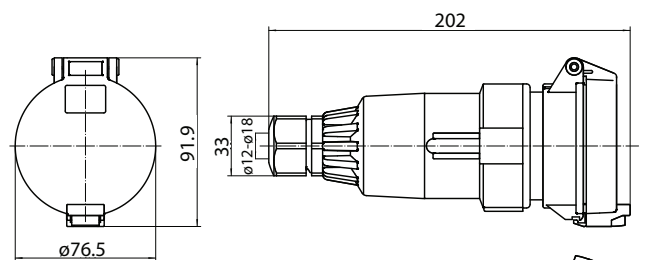
Product Code Cross Reference

OLD CODE	NEW CODE
	BUEXSO310
	BUEXSO315
	BUEXSO320F
	BUEXSO320
	BUEXSO332
BUEXPP410OR	BUEXSO410
BUEXPP420OR	BUEXSO420
BUEXPP432OR	BUEXSO432
	BUEXSO440
	BUEXSO450
BUEXPP510OR	BUEXSO510
BUEXPP520OR	BUEXSO520
BUEXPP532OR	BUEXSO532
	BUEXSO540
	BUEXSO550

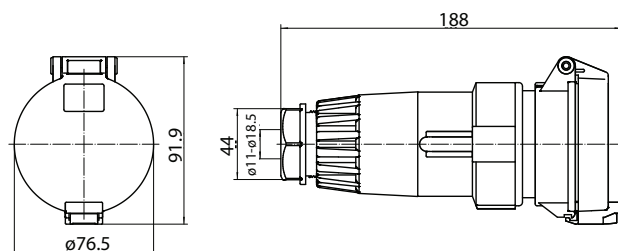
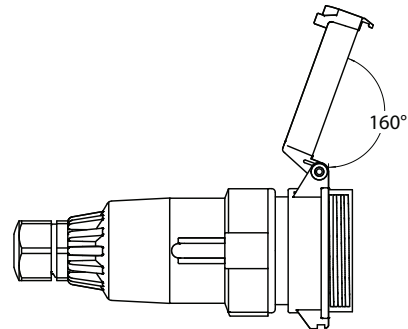
PAGE 2 of 2



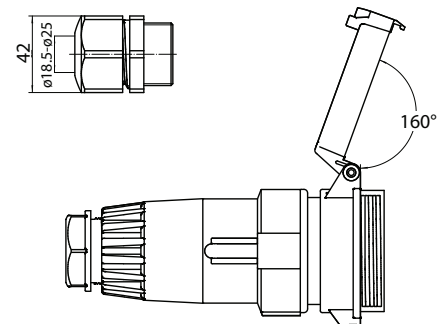
Small Single Phase



Size 1 Single &
Three Phase



Size 2 Single &
Three Phase



Product Code Cross Reference

OLD CODE	NEW CODE
Straight Plug	
	BUP310
	BUP310L
	BUP310RP
	BUP315
	BUP320F
	BUP320
	BUP332
BUP410OR	BUP410
BUP420OR	BUP420
BUP432OR	BUP432
	BUP440
	BUP450
BUP510OR	BUP510
BUP520OR	BUP520
BUP532OR	BUP532
	BUP540
BUP550OR	BUP550
Angled Plug	
	BUPA320
	BUPA332
BUPA410OR	BUPA410
BUPA420OR	BUPA420
BUPA432OR	BUPA432
	BUPA440
	BUPA450
BUPA510OR	BUPA510
BUPA520OR	BUPA520
BUPA532OR	BUPA532
	BUPA540
PAGE 1 of 2	BUPA550

IP66 Straight & Angled Plugs

- Small Single Phase 10A to 20A (250V~)
- Size 1 Single & Three Phase 10A to 20A (250V~ to 500V~)
- Size 2 Single & Three Phase 32A to 50A (250V~ to 500V~)
- 3 Flat Pin, 3 Round Pin, 4 Round Pin, 5 Round Pin.
- 10A, 15A, 20A, 32A, 40A & 50A current ratings.
- Straight body format providing a more traditional design.
- Angled format when space is limited, or to reduce plug & cable protrusion as cable is angled downwards.
- Ribbed Lock ring for secure fitment & gripping with gloved hands.
- Rear cord entry and cable gland ensuring IP66 rating.
- Insulated pins in accordance to AS/NZS3112 (BUP310, BUP310L, BUP315, BUP320F).
- Internal cable clamp to support electrical connections.
- Size 1 Single and Three Phase suits Smaller to Medium Loads.
- Size 2 Single and Three Phase suits Medium to Large loads.
- Small Extension Sockets 10A and 20A accept cables from ϕ 6 - 12mm
- Size 1 Extension Sockets 10A and 20A accept cables from ϕ 12 - 18mm
- Size 2 Extension Sockets 32A, 40A and 50A accept cables from ϕ 11 - 25mm



Pin & Volt	Cat No. Straight Plug	Cat No. Angle Plug	Current Rating (A)	Pin Config	Pin Config Code (Table 1)	Terminal Size (mm dia)	Maximum Conductor Size (mm ²)	Minimum Cable Diameter (mm ²)	Maximum Cable Diameter (mm ²)	Gland Nut Thread (mm)	Matching Socket/Combination
3 Pin 250V~	BUP310	N/A	10	3 Flat	A	3.0	1.5HD	6	12	M20 x 1.5	BUSO310/BUC310
	BUP310L	N/A	10	2 Flat 1 Round	C	3.0	1.5HD	6	12	M20 x 1.5	BUSO310L/BUC310L
	BUP310RP	N/A	10	3 Round	F	3.0	1.5HD	6	12	M20 x 1.5	BUSO310RP
	BUP315	N/A	15	3 Flat	B	3.0	1.5HD	6	12	M20 x 1.5	BUSO315/BUC315
	BUP320F	N/A	20	3 Flat	E	3.0	1.5HD	6	12	M20 x 1.5	BUSO320F/BUC320F
	BUP320	BUPA320	20	3 Round	G	4.1	10	12	18	M25 x 1.5	BUSO320/BUC320
4 Pin 500V~	BUP332	BUPA332	32	3 Round	H	4.1	10	11	25	PG29	BUSO332/BUC332
	BUP410	BUPA410	10	4 Round	I	4.1	10	12	18	M25 x 1.5	BUSO410/BUC410
	BUP420	BUPA420	20	4 Round	J	4.1	10	12	18	M25 x 1.5	BUSO420/BUC420
	BUP432	BUPA432	32	4 Round	K	4.1	10	11	25	PG29	BUSO432/BUC432
	BUP440	BUPA440	40	4 Round	L	4.1	10	11	25	M32 x 1.5	BUSO440/BUC440
5 Pin 500V~	BUP450	BUPA450	50	4 Round	M	4.1	10	11	25	M32 x 1.5	BUSO450/BUC450
	BUP510	BUPA510	10	5 Round	N	4.1	10	12	18	M25 x 1.5	BUSO510/BUC510
	BUP520	BUPA520	20	5 Round	O	4.1	10	12	18	M25 x 1.5	BUSO520/BUC520
	BUP532	BUPA532	32	5 Round	P	4.1	10	11	25	PG29	BUSO532/BUC532
	BUP540	BUPA540	40	5 Round	Q	4.1	10	11	25	M32 x 1.5	BUSO540/BUC540
	BUP550	BUPA550	50	5 Round	R	4.1	10	11	25	M32 x 1.5	BUSO550/BUC550

Tables include NEW product codes. Please refer to Old & New Cross Reference Chart for OLD product codes.

All products accept BUEXSO Extension Sockets, BUSO Socket Outlets and BUC Combination Switched Sockets.

Certification Number:

BUESXO332, BUESXO432, BUESXO440, BUESXO450, BUESXO532, BUESXO540, BUESXO550 SAA211331
BUP310, BUP315, BUP320F: SAA-211156-EA

GSM Electrical (Australia) Pty Ltd

Level 2, 142-144 Fullarton Road, Rose Park SA 5067
P: 1300 301 838 F: 1300 301 778 E: service@gsme.com.au
www.gsme.com.au



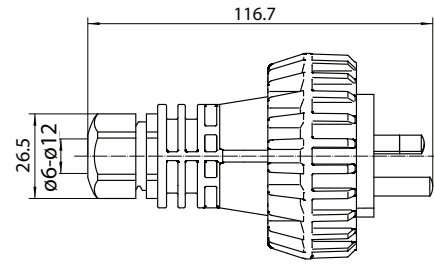
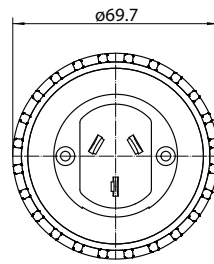
Data Specification Sheet
July 2024



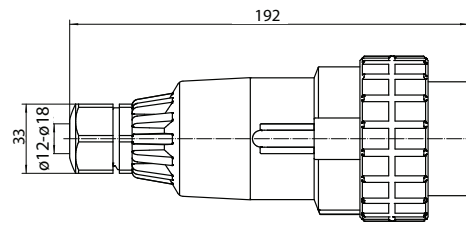
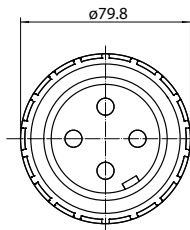
Product Code Cross Reference

OLD CODE	NEW CODE
Straight Plug	
	BUP310
	BUP310L
	BUP315
	BUP320F
	BUP320
	BUP332
BUP410OR	BUP410
BUP420OR	BUP420
BUP432OR	BUP432
	BUP440
	BUP450
BUP510OR	BUP510
BUP520OR	BUP520
BUP532OR	BUP532
	BUP540
BUP550OR	BUP550
Angled Plug	
	BUPA320
	BUPA332
BUPA410OR	BUPA410
BUPA420OR	BUPA420
BUPA432OR	BUPA432
	BUPA440
	BUPA450
BUPA510OR	BUPA510
BUPA520OR	BUPA520
BUPA532OR	BUPA532
	BUPA540
	BUPA550

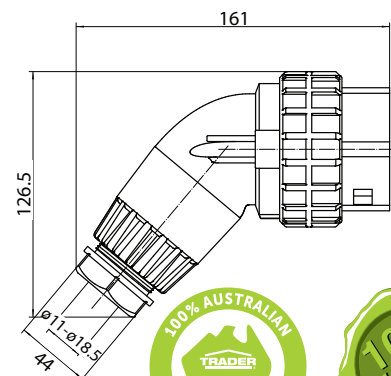
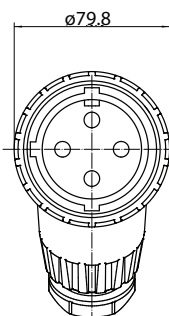
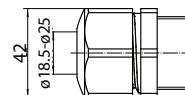
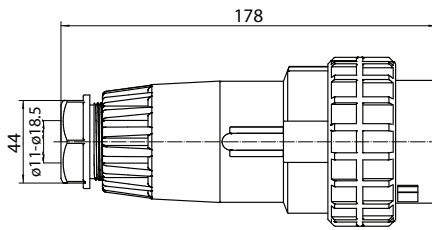
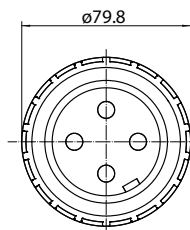
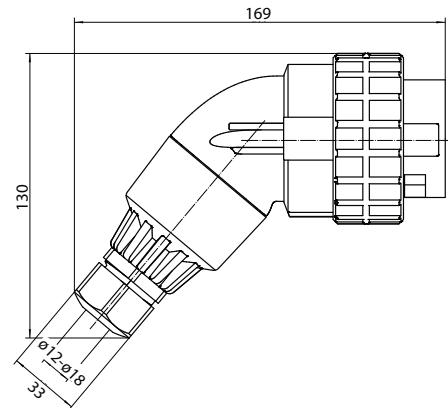
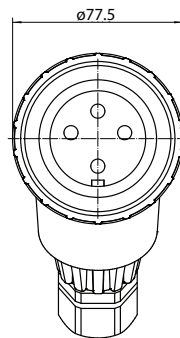
PAGE 2 of 2



Small Single Phase



Size 1 Single & Three Phase



Size 2 Single & Three Phase

GSM Electrical (Australia) Pty Ltd

Level 2, 142-144 Fullarton Road, Rose Park SA 5067
P: 1300 301 838 F: 1300 301 778 E: service@gsme.com.au
www.gsme.com.au



Data Specification Sheet
August 2021

OLD CODE	NEW CODE
	BUBB1GS
BUBB1G32	BUBB1G*
	BUBB1GD
	BUBB2GS
BUBB2G32	BUBB2G*
	BUBB2GD
	BUBB3G
	BUBB4G
	BUBB6G
	BUBRIDGE
	BUBRIDGED

PAGE 1 of 3



BUBRIDGE



BUBRIDGED

*Supersede the BUBB1G32 and BUBB2G32. Note hole entries of the new BUBB1G and BUBB2G have been altered to have 1x32mm and 2x25mm.



Enclosures

- Manufactured in industrial grade resins
- PVC Back Boxes and Conduit Plugs.
- Polycarbonate Lids for High Impact Strength.
- UV Resistance.
- Good level of Chemical Resistance.
- Back Boxes and Junction Boxes supplied with Reducers and Screw Caps.
- Compatible with Buffalo previous & current ranges including:
- BUL Lids, BUC Combinations, BUSO Sockets, BUSW Switches & BUAI Appliance Inlets.
- Grey colour.
- Back Boxes 1, 2, 3, 4 & 6 Gang
- Shallow, Standard & Deep Boxes in 1 & 2 Gang
- Bridges provided on 2, 3, 4 & 6 Gangs, used for cable management and to aid IP rating.
- Ample Conduit Entries & Cut-Outs.
- Installer tip, cover all mounting screws with supplied mounting screw caps & sealant (not supplied), likewise all conduit entries should be tightened & sealed with sealant.



Description	Cat No.	Height (mm)	Width (mm)	Length (mm)	Conduit Entries	Rear Cut-Outs dia.
Enclosure Back Box Shallow 1 Gang	BUBB1GS	37	101	101	2 x 20mm 1 x 25mm	1 x 20mm 1 x 25mm
Enclosure Back Box 1 Gang	BUBB1G	62	101	101	2 x 25mm 1 x 32mm	1 x 32mm
Enclosure Back Box Deep 1 Gang	BUBB1GD	100	101	101	2 x 40mm	1 x 32mm
Enclosure Back Box Shallow 2 Gang	BUBB2GS	38	101	198	2 x 20mm 1 x 25mm	2 x 20mm 2 x 25mm
Enclosure Back Box 2 Gang	BUBB2G	63	101	198	2 x 25mm 1 x 32mm	1 x 25mm 1 x 32mm
Enclosure Back Box Deep 2 Gang	BUBB2GD	100	101	198	2 x 40mm	1 x 32mm 1 x 25mm
Enclosure Back Box 3 Gang	BUBB3G	63	101	298	2 x 25mm 1 x 32mm	2 x 25mm 1 x 32mm
Enclosure Back Box 4 Gang	BUBB4G	63	198	198	2 x 25mm 2 x 32mm	2 x 25mm 1 x 32mm 1 x 40mm
Enclosure Back Box 6 Gang	BUBB6G	63	198	298	2 x 25mm 2 x 32mm	2 x 25mm 2 x 32mm 2 x 40mm
Bridge for BUBB Back Box Range	BUBRIDGE					
Bridge Divider for BUBB Back Box Range	BUBRIDGED					

NEW CODE

BUBB1GS

BUBB1G*

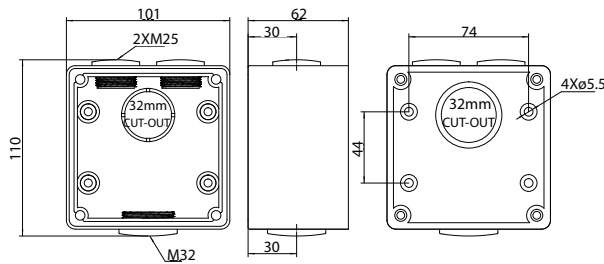
BUBB1GD

BUBB2GS

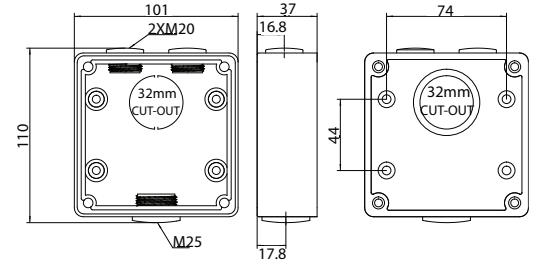
BUBB2G*

BUBB2GD

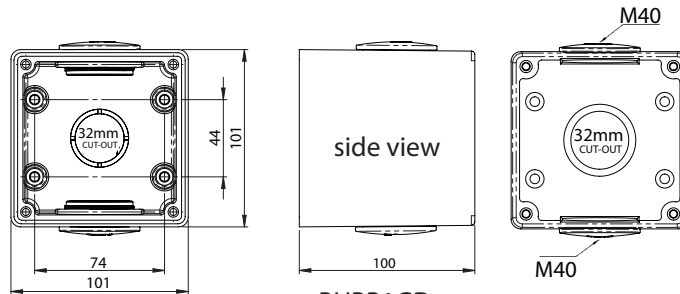
Enclosure Dimensions



BUBB1G

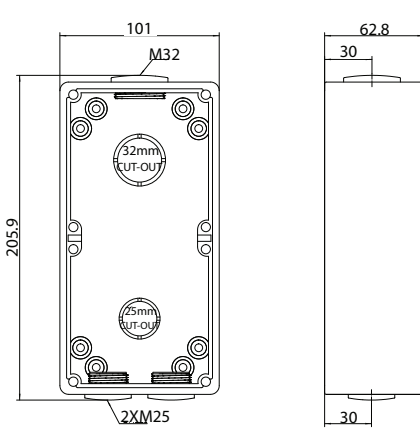


BUBB1GS

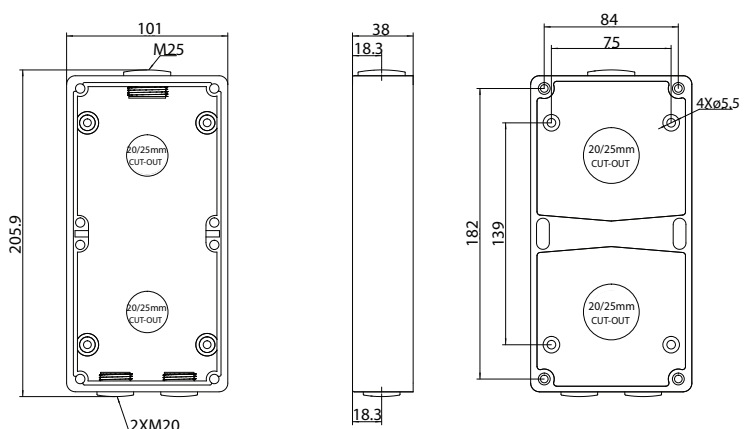


BUBB1GD

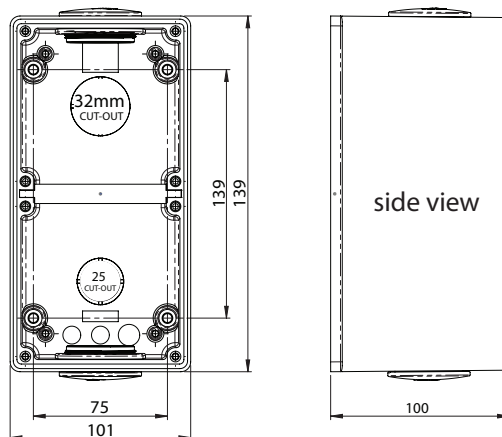
PAGE 2 of 3



BUBB2G



BUBB2GS



BUBB2GD



GSM Electrical (Australia) Pty Ltd

Level 2, 142-144 Fullarton Road, Rose Park SA 5067

P: 1300 301 838 F: 1300 301 778 E: service@gsm.com.au

www.gsm.com.au



NEW CODE

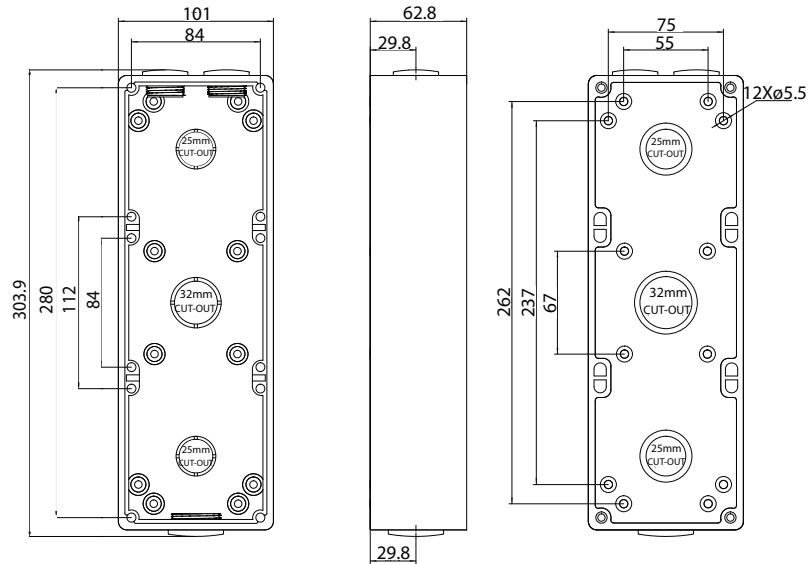
BUBB3G

BUBB4G

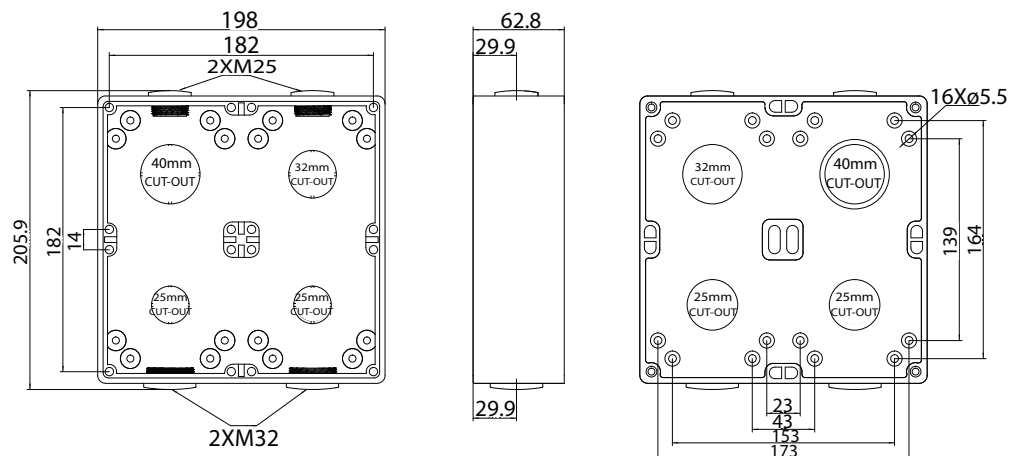
BUBB6G

Enclosure Dimensions

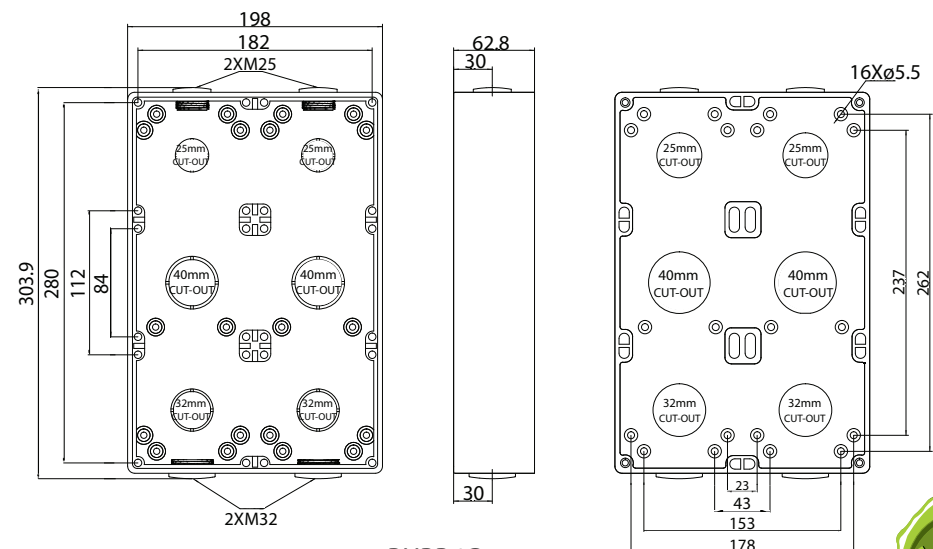
PAGE 3 of 3



BUBB3G



BUBB4G



BUBB6G



GSM Electrical (Australia) Pty Ltd

Level 2, 142-144 Fullarton Road, Rose Park SA 5067

P: 1300 301 838 F: 1300 301 778 E: service@gsme.com.au

www.gsme.com.au



Data Specification Sheet
August 2021

BUL1
BUL2
BUCAP9

Enclosure Lids

- Manufactured in industrial grade resins providing:
- Polycarbonate Lids for High Impact Strength.
- UV Resistance.
- Good level of Chemical Resistance.
- Compatible with Buffalo previous & current ranges.
- Grey colour.
- Includes sealing gaskets, cover fixing screws and cover screw caps (BUCAP9)
- Installer Tip: Fix cover screws to maximum torque levels of 0.53Nm.

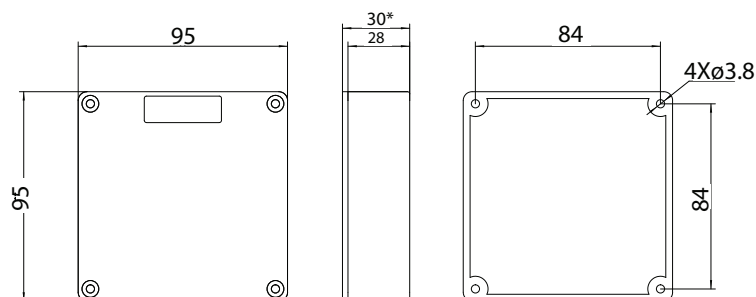


BUCAP9

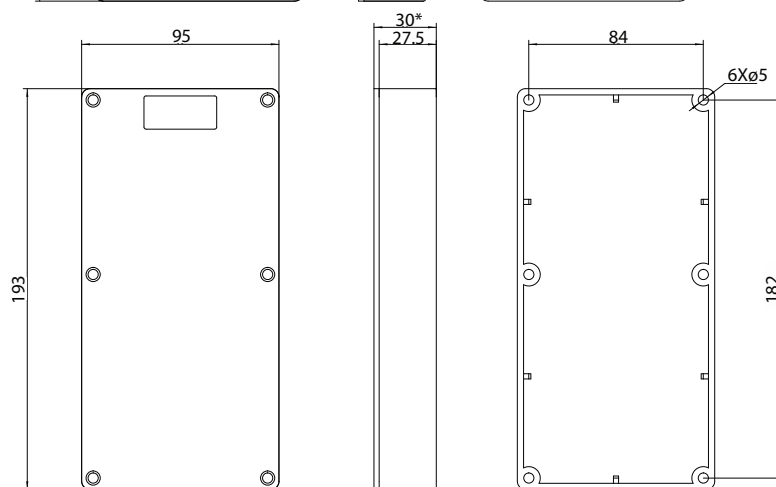


Cat No.	Description	Height (mm)	Width (mm)	Length (mm)
BUL1	Lid for 1 Gang Enclosures	28	95	95
BUL2	Lid for 2 Gang Enclosures	28	95	193
BUCAP9	Cover Screw Caps Grey			

BUL1



BUL2



*includes gasket



BUJB1
BUJB2

PAGE 1 of 2

IP66 Junction Boxes

- Manufactured in industrial grade resins providing:
- Polycarbonate Lids for High Impact Strength.
- UV Resistance.
- Good level of Chemical Resistance.
- Back Boxes & Junction Boxes supplied with Reducers and Screw Caps.
- Compatible with Buffalo previous & current ranges.
- Grey colour.
- Includes 5 connectors (3 Phase, Neutral & Earth).
- Includes cover sealing gasket + fixing screws.
- Includes cover screw caps (BUCAP9).
- Connectors accept 3 x 6mm² or 4 x 2.5mm² cables.
- Installer Tip: Fix cover screws to maximum torque levels of 0.53Nm.



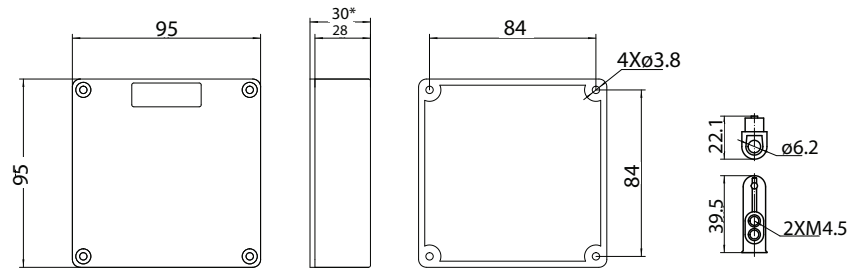
Cat No.	Description	Height (mm)	Width (mm)	Length (mm)	Conduit Entries	Rear Cut-Outs dia.
BUJB1	Junction Box IP66 1 Gang, supplied with connectors	91	101	101	2 x 20mm 1 x 25mm	1 x 32mm
BUJB2	Junction Box IP66 2 Gang, supplied with connectors	91	101	198	2 x 25mm 1 x 32mm	1 x 25mm 1 x 32mm



**BUJB1
BUJB2**

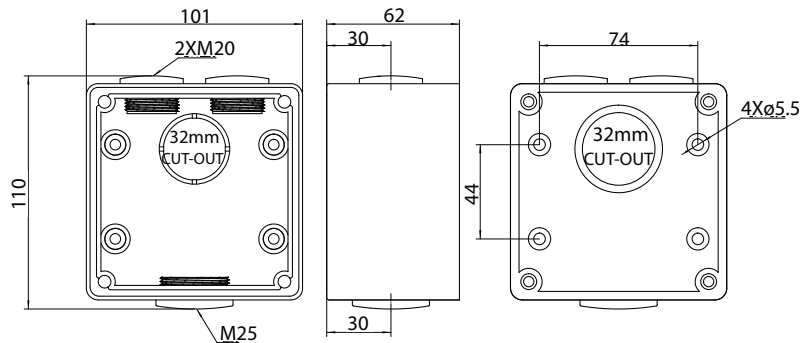
PAGE 2 of 2

LID

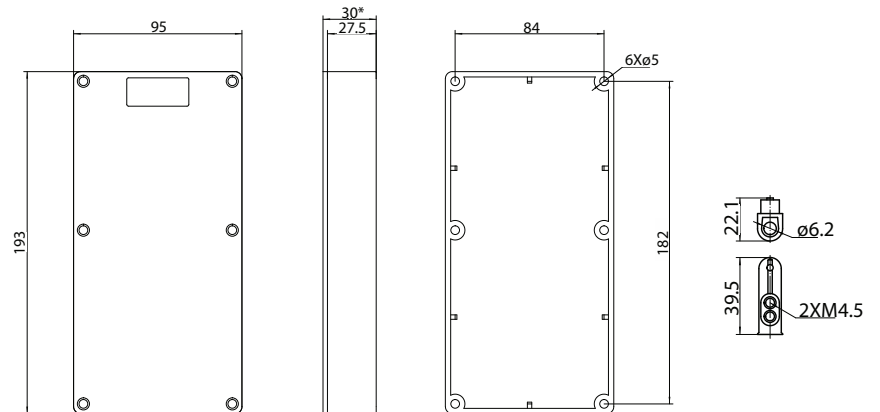


BACK BOX

BUJB1

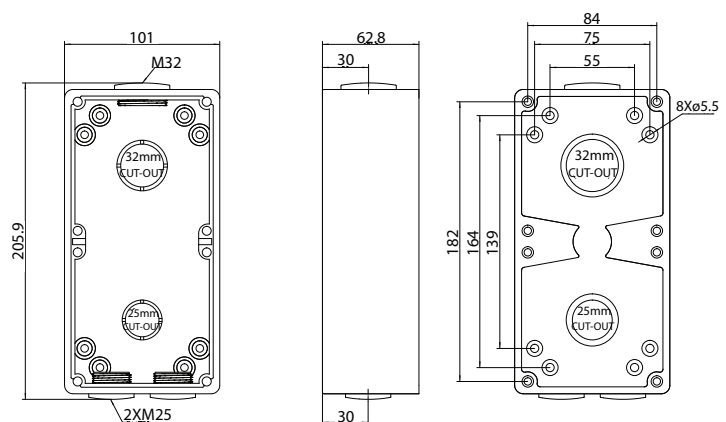


LID



BACK BOX

BUJB2



*includes gasket



BU4DIN
BU4DINLED

BU4DINLE
BU4DINLEDLE

BU4DINKIT



BU4DINKIT



IP66 DIN 4 Pole Enclosures

Buffalo DIN Rail Accessory Mounting Enclosures provide a facility to mount up to 4 poles of equipment such as MCB's and RCDs - external to a switchboard in an environment needing a high level of protection.

As with all Buffalo products, they are manufactured from robust, UV and good chemical resistant material to provide long reliable life in the dust and wet.

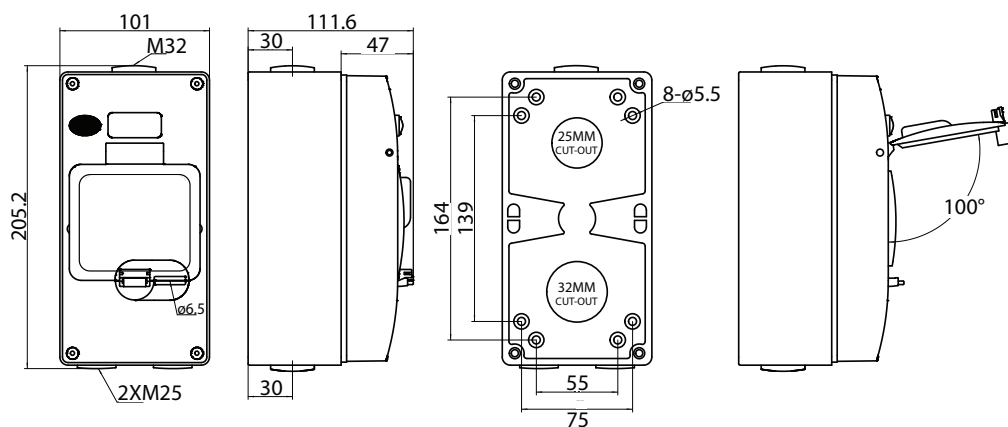
The BU4DINLED features a 250V~ LED inbuilt into the cover, which has long cables with crimped ends to allow it to be wired for power available into the module - or outgoing power available - depending on the application.

Cable length is suitable for wiring below the DIN rail and can reach easily into the lower section of switch gear installed into the enclosure.

BU4DINLEDLE comes with a BU4DINKIT in the box.



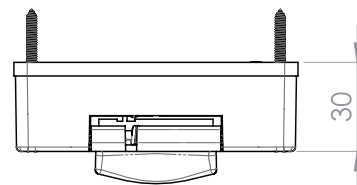
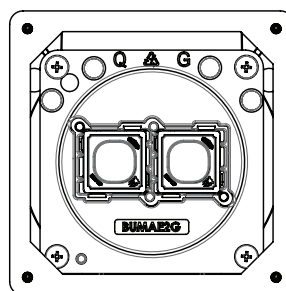
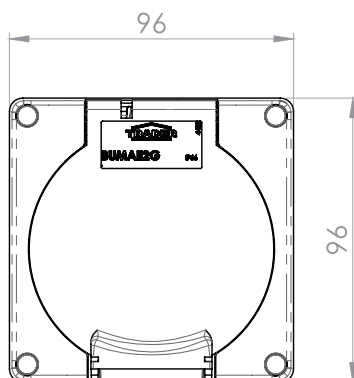
Cat No.	Description	Poles	Enclosure Included	Conduit Entries
BU4DIN	Enclosure DIN 4 Pole	4	BUBB2G	2 x 25mm 1 x 32mm
BU4DINLED	Enclosure DIN 4 Pole with LED	4	BUBB2G	2 x 25mm 1 x 32mm
BU4DINLE	Enclosure DIN 4 Pole, Less Back Box	4	N/A	N/A
BU4DINLEDLE	Enclosure DIN 4 Pole with LED, Less Back Box	4	N/A	N/A
BU4DINKIT	DIN Rail Assembly Kit 4 Pole	4	N/A	N/A



BUMAE2GLE

2 Gang Aperture Enclosure, 1 Gang Cover

- IP66 2 Aperture adaptor plate to suit clip in mechanisms from the TRADER Meerkat range or other mechanisms or data points using the standard clipping system.
- The BUMAE2G Series adaptable enclosure provides an IP66 rating for the Meerkat series mechanism ranges including switches, neon's, data, USB etc. The Less Enclosure (LE) version can easily be adapted with other Buffalo series multi-gang enclosures where the need for more than two mechanisms are required.
- The second aperture can be plugged using the blanking plug available in the parts pack if only one aperture is in use, or an off the shelf plug can be fitted to black the unused aperture.
- Plain blank plug comes with unit.
- IP66 is only maintained when the clear flap is closed.



Cat No.	Description
BUMAE2GLE	Enclosure Mech Aperture 2 Gang IP66 Less Enclosure

Warning: the aperture sizes suit MESW series. It is suggested not to install the MESWC variant where the dolly profile suits Leopard, Snow Leopard and Clouded Leopard.



BUSOFA

*See current catalogue for further detail



Cleaning Guide:


Spraying cleaning products on to electrical products is not recommended. It is important to ensure that switches are turned off before cleaning.

Do not use any cleaning sprays - only wipe down with damp cloth or rub with dry cloth. (Do not use an abrasive cloth as it may scratch the plastic).

Do not use harsh chemical cleaners as these can break down the plastic and cause it to crack.

Buffalo socket series flap assembly

- Available as a replacement assembly for installations where rough handling has caused damage to the socket flap and compromising the IP rating.
- Existing flap can be removed through careful unclipping using a small flat blade screwdriver where the clips are shown with the 2 red arrows levering inwards, then as the clips are disengaged, slide the assembly cassette down towards the socket center in the direction of the longer red arrow. Careful not to get fingers in the way as the spring snaps shut.
- The new assembly slotted into place in the location of the sample that was removed and clipped into position.



Catalogue Number	Description
BUSOFA	Socket series flap assembly



BUSPOK

Pendant Kit Stainless Steel for Switched Outlets

Installation INSTRUCTIONS

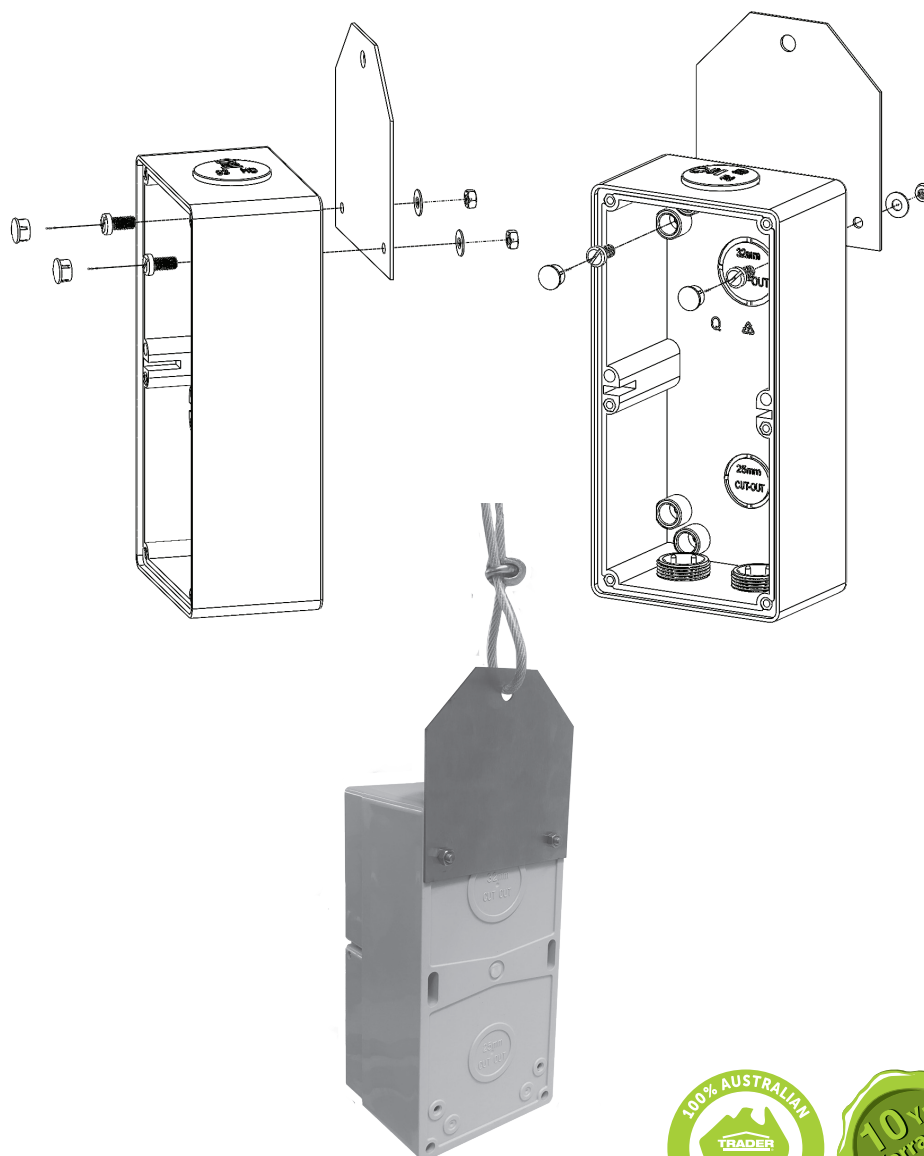
Drill out the rear of the box using 5mm drill in the two mounting points shown in the images to align with the stamped BUSPOK bracket.

Align BUSPOK bracket to the box and insert the 5mm pan head screws and add washer and nut to the other end and fasten until tight.

Seal over screw or apply the screw cap - seal with silicone where appropriate.

Once complete the assembly can have other Buffalo components added and cable and jack chain connected.

An alternative assembly arrangement can have a back box suspended on either side of the BUSPOK bracket.



BUSB13


PAGE 1 of 2

Switchboard 13 Module IP66

- 13 module Enclosure with removable DIN rail assembly.
- Horizontal mount.
- Rated to 100A.
- Earth and neutral link bars provided.
- Includes 6 Module PVC back box with additional top & bottom conduit entries.
- DIN & Link Bar Cradle Assembly can be removed to aid installation of DIN equipment & cabling.
- Back Box has 8 x Ø 25mm & 5 x Ø 32mm conduit entries and 2 x 40mm, 2 x 32mm & 2 x 25mm Ø rear cut-outs.
- Polycarbonate Cover for High Impact Strength.
- UV Resistant material.
- Good level of Chemical Resistance.
- Pole fillers provided to fill unused DIN space.
- Ambient Temperature capability from -25C to +75C.
- Grey colour.
- Installer tip: cover all mounting or cover screws with supplied screw caps & sealant, likewise all conduit entries should be tightened & sealed with sealant.
- Fix cover screws to maximum torque levels of 0.53Nm
- IK07 impact resistant
- Compliant to AS/NZS 61439.3



Description	Cat No.	Poles	Rating	Dimensions L x W x D (mm)	Conduit Entries
Switchboard 13 Module IP66	BUSB13	13	100A	303 x 206 x 130.5	8 x Ø 25mm 5 x Ø 32mm



BUSB13 Internal view (less cover)



Certification Numbers:
GMA-517229

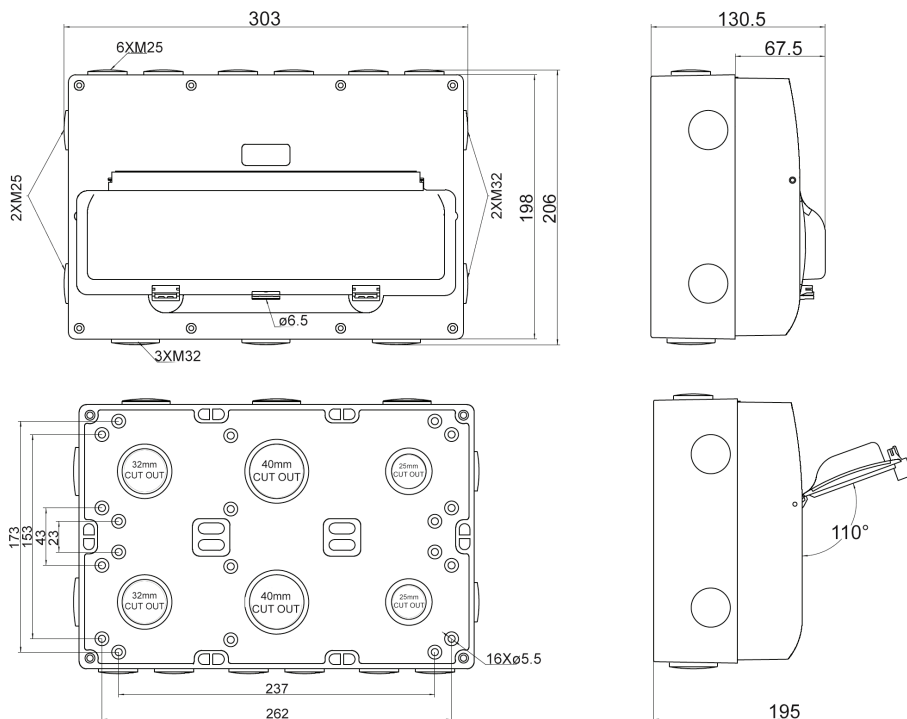
GSM Electrical (Australia) Pty Ltd
Level 2, 142-144 Fullarton Road, Rose Park SA 5067
P: 1300 301 838 F: 1300 301 778 E: service@gsme.com.au
www.gsme.com.au



Data Specification Sheet
September 2024

BUSB13

PAGE 2 of 2

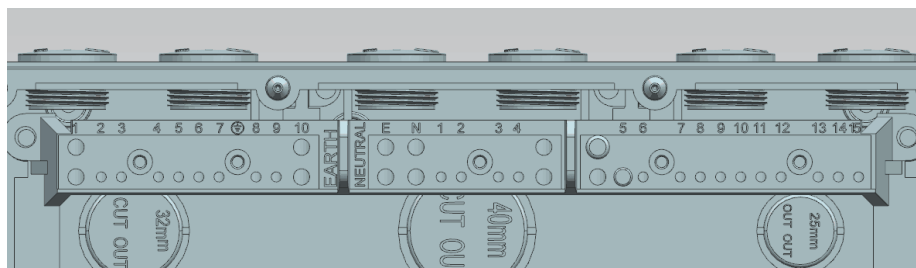


LINK BAR TERMINAL HOLE DIMENSIONS

EARTH – 2 x $\phi 8$ mm, 8 x $\phi 5$ mm

NEUTRAL SHORT - 3 x $\phi 8$ mm, 4 x $\phi 5$ mm

NEUTRAL LONG - 2 x $\phi 8$ mm, 11 x $\phi 5$ mm



Certification Numbers:
GMA-517229

GSM Electrical (Australia) Pty Ltd
Level 2, 142-144 Fullarton Road, Rose Park SA 5067
P: 1300 301 838 F: 1300 301 778 E: service@g sme.com.au
www.g sme.com.au



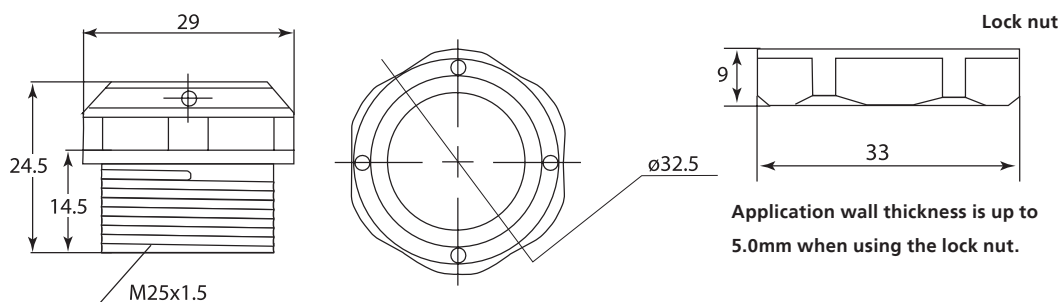
Data Specification Sheet
January 2024

BUBR




Buffalo Breather

- This product provides continuous pressure equalisation between the inside of the enclosure and the atmosphere around the enclosure. This ventilation prevents moisture from entering the enclosure via the seals and condensing inside the enclosure. The breathers are made from moulded polyamide with a silicone seal and meet the requirements of degrees of protection up to IP68.
- If cyclic temperature conditions where warm air that can contain moisture, is prevented from escaping it can cause internal condensation that forms when cooling, and can build up to cause failures, as the air cools, water droplets settling on live parts and causing electrical faults.
- The breather allows the pressure to equalise internally and externally, and warm air can pass to the outside as the system cools helping to prevent this issue.
- If the wall of the enclosure is thick and pre-threaded for 25mm, then the lock nut is not necessary providing the breather can be tightened against the seal and lock in place.
- The BUBR can also be mounted on the side of an enclosure if necessary to assist with air flow.
- This kit contains the BUBR breather, lock-nut and flat seal.



Feature:	Specification
Connection Thread	M25 x 1.5
Spanner size	29mm (breather) and 33mm (locknut)
Material	Polyamide
Degree of protection	IP68 (when facing downwards)
Colour	black
Temperature range	-40°C to +125°C
Recommended torque	0.8Nm
Typical airflow	7L/min (dp=70mbar)

Reference Product compliance: Specification
IEC529, 2nd (protection class): IP66, IP67, IP68 (Immersion 2 metres/60minutes) IP69K
IEC60069-2-1,2,14 (Heat Resistance): -40oC~+125 oC
IEC600-2-78 (Humidity Testing): 85o85% humidity~1000 hours
IEC62108.10.8.9 (Solar industry testing): Humidity freeze - High temperature, Hail impact test.
UL94V-0f1 (Flame resistant)

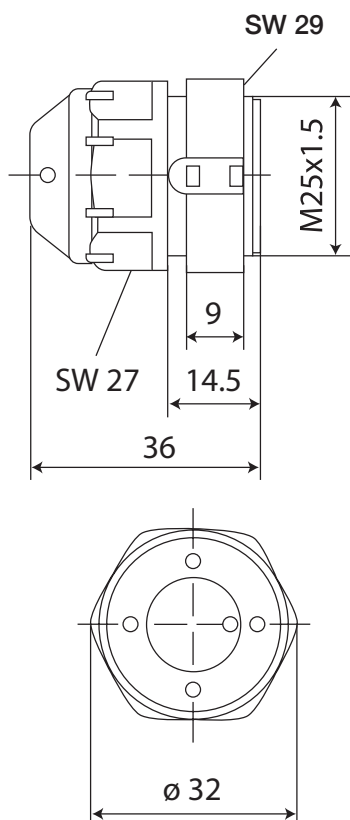


GSM Electrical (Australia) Pty Ltd
Level 2, 142-144 Fullarton Road, Rose Park SA 5067
P: 1300 301 838 F: 1300 301 778 E: service@g sme.com.au
www.g sme.com.au



Data Specification Sheet
March 2023

BUBRD



Buffalo Breather / Drain

- The Trader BUBRD breather/drain combines the advantages of the breather function for stabilizing internal and external air pressure as well as a drain to allow any residual moisture that does build up to be able to escape from the enclosed air sealed system.
- Cyclic temperature conditions where heated air is prevented from escaping and condensation forms on cooling, can be improved using a breather in the system to equalize internal and external pressure. Allowing pressure to be equal reduces this moisture build up helps to prevent failures due to droplets settling on live parts and causing electrical failures.
- The drain feature allows any penetrating water or condensation to be discharged.
- The BUBRD should be positioned at the lowest point of the enclosure to allow the moisture to run into it allowing escape through the membrane. (See Figure 1) To minimise the build-up in the box/enclosure there is a slot through the threaded section, (see Figure 2) and this should be positioned through the wall section of the enclosure so that water can enter into it and down into the breather/drain keeping any moisture to a minimum. If the wall of the enclosure is thick and pre-threaded, then the lock nut is not necessary providing the breather can be tightened against the seal and bottom of the box.
- Removing the breather can sometimes be difficult if it has been extremely tight and may come apart on unwinding in the anticlockwise direction with a spanner so maybe necessary to remove the enclosure cover to help unwind from the threaded section.
- Be aware that this BUBRD reduces the IP rating to IP64 if used and should be positioned accordingly. If the higher rating is required to be maintained for IP66 applications, then the other model that is only a breather BUBR should be used as it can maintain a protection rating of IP68 and can be installed in any orientation. This will help the system but not remove build ups of internal moisture other than through air transfer.

Feature:	Specification
Connection Thread	M25 x 1.5
Spanner size	27mm (breather) and 29mm (locknut)
Material	Polyamide
Degree of protection	IP64 (when facing downwards)
Colour	green
Temperature range	-40°C to +85°C
Recommended torque	0.8Nm
Compliance	IEC60079

