



PE loadcentres

PE specifications – IP42 range

- Flush or surface mount types available.
- Transparent or opaque covers available.
- 12, 18, 24 & 36 pole options available.
- IP42 ingress protection rating.
- Includes earth bar to suit.
- Three (3) x neutral bars included (for protected and unprotected circuits) to suit.
- Pole fillers included.
- Commoning busbar to suit included.
- Legend circuit identification sticker kit included.

PE specifications – IP55 range

- Surface mount with transparent covers offered.
- 4, 6, 8, 12, 18 & 24 pole options available.
- IP55 Ingress protection rating.
- Flame retardant and UV protected.
- Other features as per IP42 range



Eaton offers a wide range of plastic loadcentres, available in a variety of sizes, mounting configurations and IP ratings.

The PE range of enclosures are adequately sized to be suitable for use of Eaton xPole eRB type single module RCBOs.

Aside from ease of use, PE loadcentres offer an aesthetically pleasing design with discreet markings.

No. of poles	Type of mounting	Opaque door Item no.	Transparent door Item no.
Protection rating IP42			
1	Surface	PE1E	
2	Surface	PE2E	
4	Surface	PE4E	
8	Surface	PE8E	
12	Flush	PE12FW	PE12FT
12	Surface	PE12SW	PE12ST
18	Flush	PE18FW	PE18FT
18	Surface	PE18SW	PE18ST
24	Flush	PE24FW	PE24FT
24	Surface	PE24SW	PE24ST
36	Flush	PE36FW	PE36FT
36	Surface	PE36SW	PE36ST



PE1E



PE12SW



PE12ST

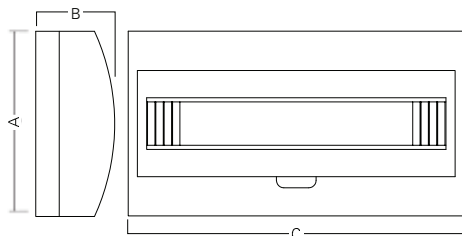


PE24ST-IP55

No. of poles	Type of mounting	Type of door	Item no.
Protection rating IP55			
4	Surface	Transparent	PE4ST-IP55
6	Surface	Transparent	PE6ST-IP55
8	Surface	Transparent	PE8ST-IP55
12	Surface	Transparent	PE12ST-IP55
18	Surface	Transparent	PE18ST-IP55
24	Surface	Transparent	PE24ST-IP55

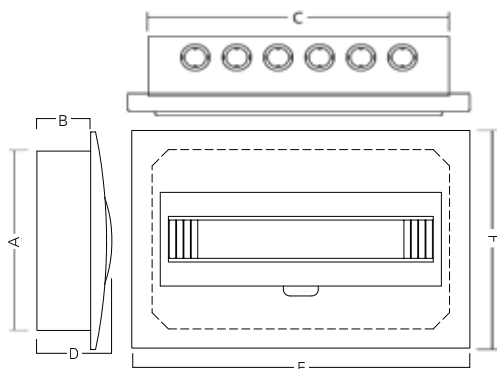
PE loadcentres technical data

IP42 surface mount



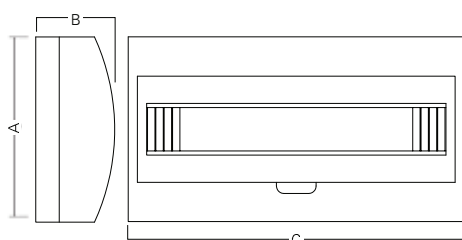
Item no.	No of Din Rails	A (mm)	B (mm)	C (mm)
PE12ST/W	1	200	95	256
PE18ST/W	1	221	95	364
PE24ST/W	2	326	95	270
PE36ST/W	3	474	100	308

IP42 flush mount



Item no.	No of Din Rails	A (mm)	B (mm)	C (mm)	D (mm)	E (mm)	F (mm)
PE12FT/W	1	200	66	256	92	305	245
PE18FT/W	1	218	66	366	100	414	270
PE24FT/W	2	312	66	260	100	306	358
PE36FT/W	3	456	66	296	100	340	504

IP55 surface mount



Item no.	No of DIN Rails	A (mm)	B (mm)	C (mm)
PE4ST-IP55	1	215	98	126
PE6ST-IP55	1	215	98	162
PE8ST-IP55	1	215	98	215
PE12ST-IP55	1	215	98	272
PE18ST-IP55	1	235	98	380
PE24ST-IP55	2	340	98	285