


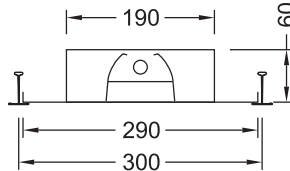


Recessed T/Bar Air Handling T5

Metis Recessed T/Bar Air Handling


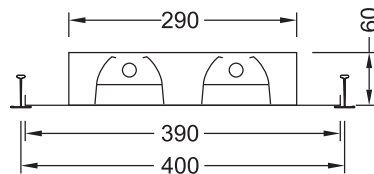
Single tube 300mm wide models for air delivery or air return. x designates reflector type (m) matt or (d) semi-specular louvre. Air slots measurements: 246 x 20 per slot. (28/54w - 4 per side, 14/24w - 2 per

ME2T114T5Ax	1/14w	1x12 Cell	600mm (nom)
ME2T124T5Ax	1/24w	1x12 Cell	600mm (nom)
ME2T128T5Ax	1/28w	1x26 Cell	1200mm (nom)
ME2T154T5Ax	1/54w	1x26 Cell	1200mm (nom)



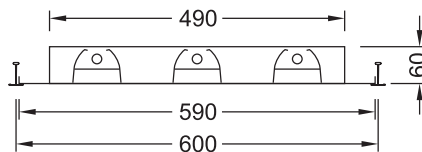
Twin tube 400mm wide models for air delivery or air return. x designates reflector type (m) matt or (d) semi-specular louvre. Air slots measurements: 246 x 20 per slot. (28/54w - 4 per side, 14/24w - 2 per

ME2TM214T5Ax	2/14w	2x12 Cell	600mm (nom)
ME2TM224T5Ax	2/24w	2x12 Cell	600mm (nom)
ME2TM228T5Ax	2/28w	2x26 Cell	1200mm (nom)
ME2TM254T5Ax	2/54w	2x26 Cell	1200mm (nom)




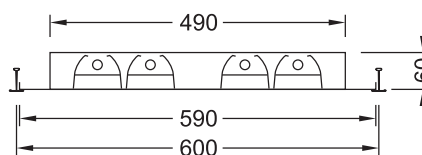
Three tube 600mm wide models for air delivery or air return. x designates reflector type (m) matt or (d) semi-specular louvre. Air slots measurements: 246 x 20 per slot. (28/54w - 4 per side, 14/24w - 2 per

ME2TW314T5Ax	3/14w	3x12 Cell	600mm (nom)
ME2TW324T5Ax	3/24w	3x12 Cell	600mm (nom)
ME2TW328T5Ax	3/28w	3x26 Cell	1200mm (nom)
ME2TW354T5Ax	3/54w	3x26 Cell	1200mm (nom)



Four tube 600mm wide models for air delivery or air return. x designates reflector type (m) matt or (d) semi-specular louvre. Air slots measurements: 246 x 20 per slot. (28/54w - 4 per side, 14/24w - 2 per

ME2TW414T5Ax	4/14w	4x12 Cell	600mm (nom)
ME2TW424T5Ax	4/24w	4x12 Cell	600mm (nom)
ME2TW428T5Ax	4/28w	4x26 Cell	1200mm (nom)
ME2TW454T5Ax	4/54w	4x26 Cell	1200mm (nom)



Other types of louvre available on an indent basis include specular and high performance MIRO

Also available for imperial size T/Bar. Please contact sales office for details.